

Vector Processors

Joel Emer

Computer Science & Artificial Intelligence Lab
M.I.T.

Supercomputers

Definition of a supercomputer:

- Fastest machine in the world at given task
- A device to turn a compute-bound problem into an I/O bound problem
- Any machine costing \$30M+
- Any machine designed by Seymour Cray

CDC6600 (Cray, 1964) regarded as first supercomputer

Supercomputer Applications

Typical application areas:

- Military research (nuclear weapons, cryptography)
- Scientific research
- Weather forecasting
- Oil exploration
- Industrial design (car crash simulation)
- Bioinformatics

All involve huge computations on large data sets

In 70s-80s, Supercomputer \equiv Vector Machine

Loop Unrolled Code Schedule

```
for (i=0; i<N; i++)
```

```
  B[i] = A[i] + C;
```

```
loop: ld f1, 0(r1)
      ld f2, 8(r1)
      ld f3, 16(r1)
      ld f4, 24(r1)
      add r1, 32
      fadd f5, f0, f1
      fadd f6, f0, f2
      fadd f7, f0, f3
      fadd f8, f0, f4
      sd f5, 0(r2)
      sd f6, 8(r2)
      sd f7, 16(r2)
      sd f8, 24(r2)
      add r2, 32
      bne r1, r3, loop
```

Schedule →

loop:

	Int1	Int 2	M1	M2	FP+	FPx
			ld f1			
			ld f2			
			ld f3			
add r1			ld f4		fadd f5	
					fadd f6	
					fadd f7	
					fadd f8	
			sd f5			
			sd f6			
			sd f7			
add r2	bne		sd f8			

Vector Supercomputers

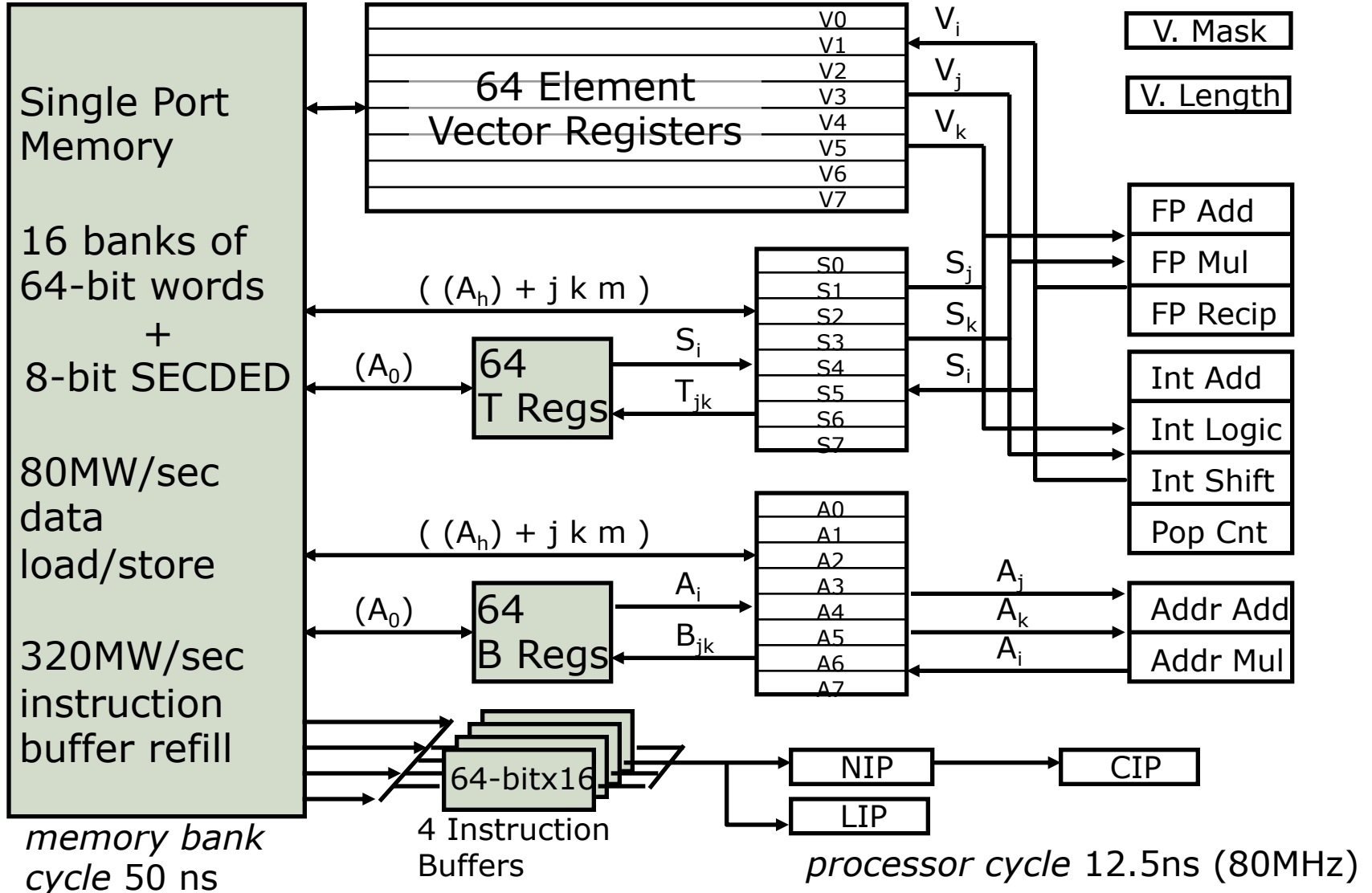
Epitomized by Cray-1, 1976:

- Scalar Unit
 - Load/Store Architecture
- Vector Extension
 - Vector Registers
 - Vector Instructions
- Implementation
 - Hardwired Control
 - Highly Pipelined Functional Units
 - No Data Caches
 - Interleaved Memory System
 - No Virtual Memory

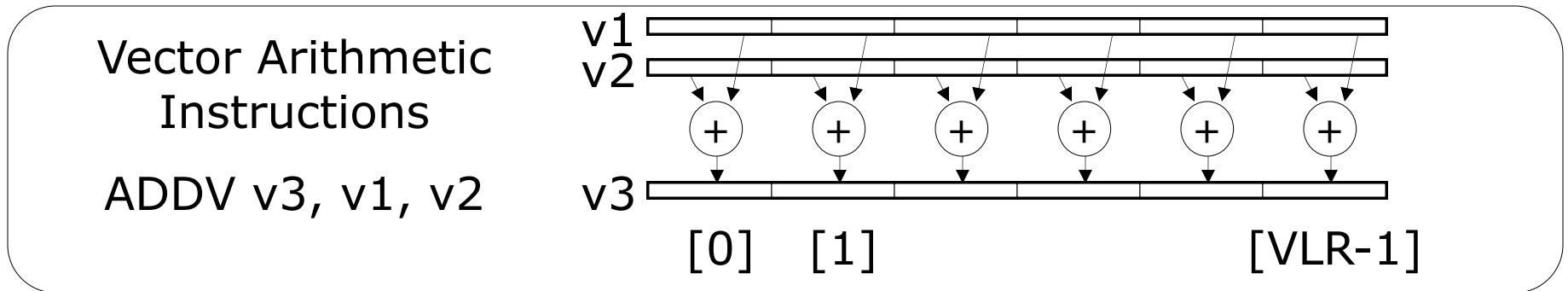
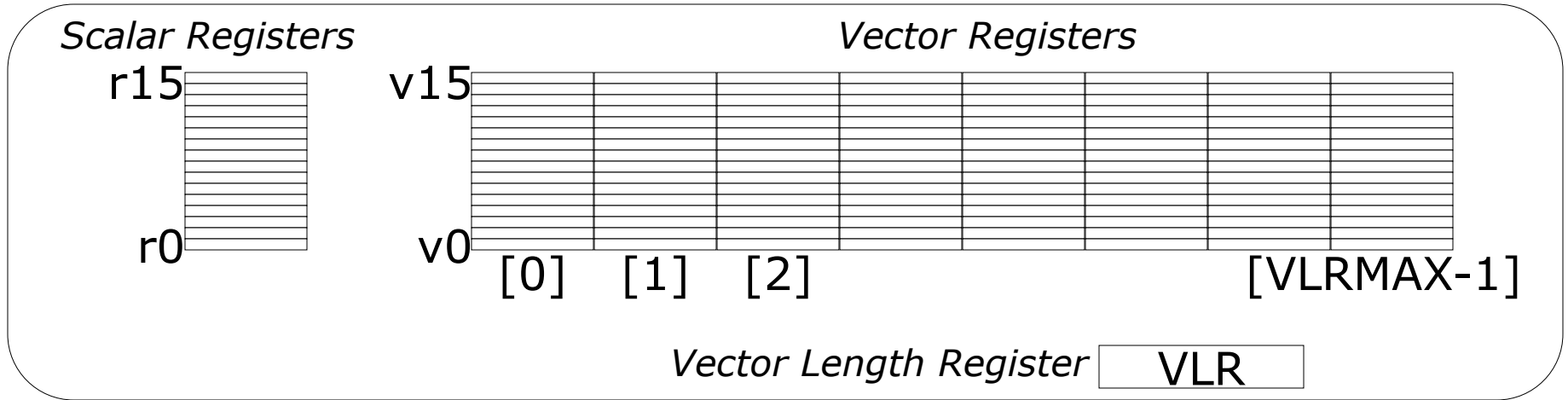
Cray-1 (1976)



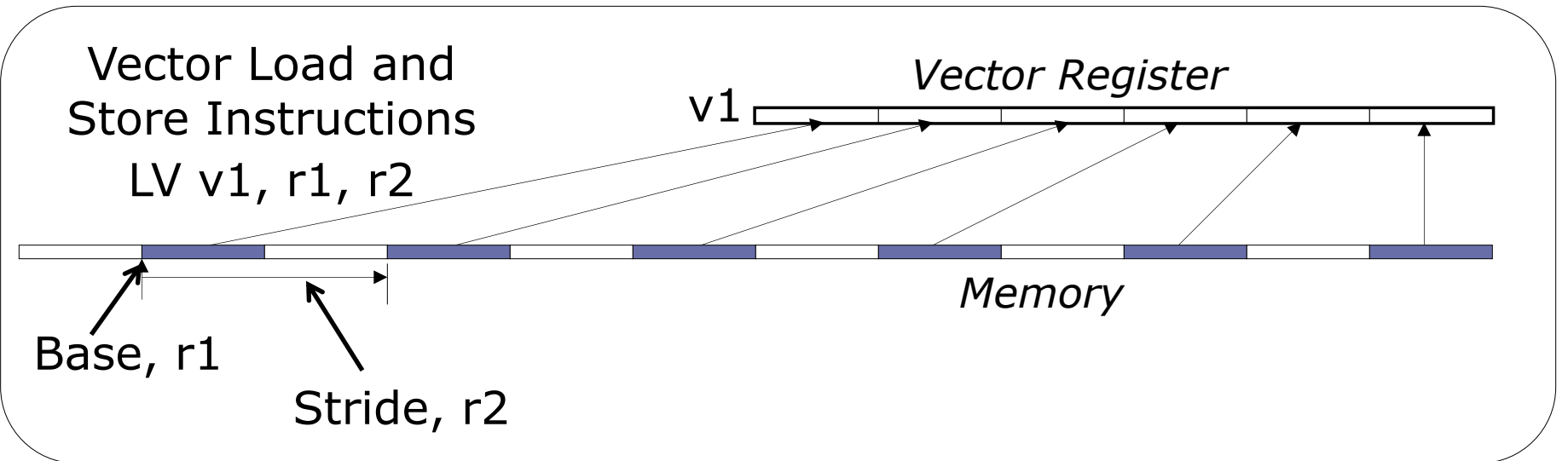
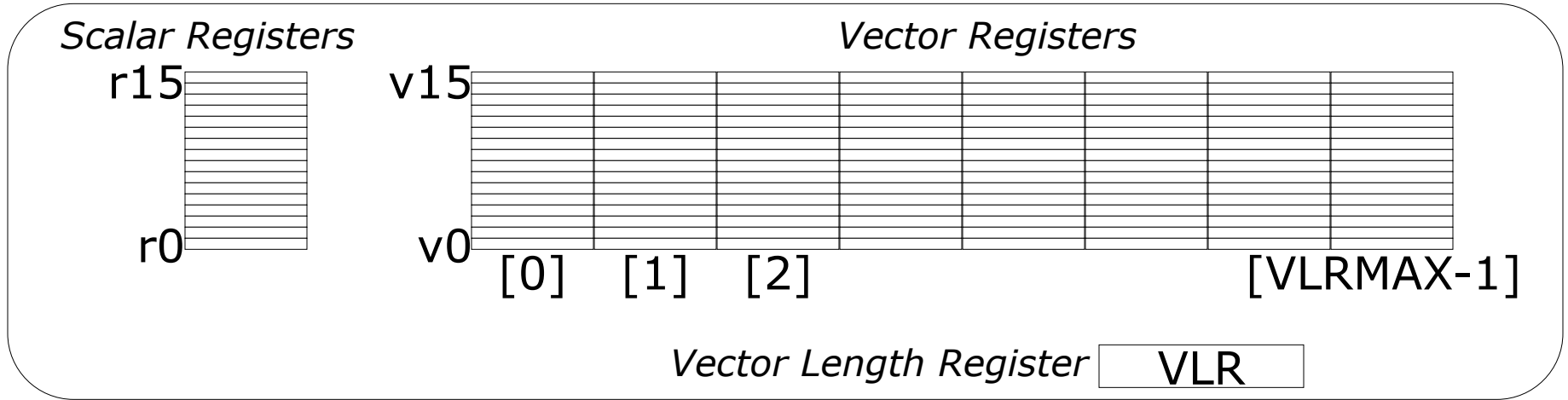
Cray-1 (1976)



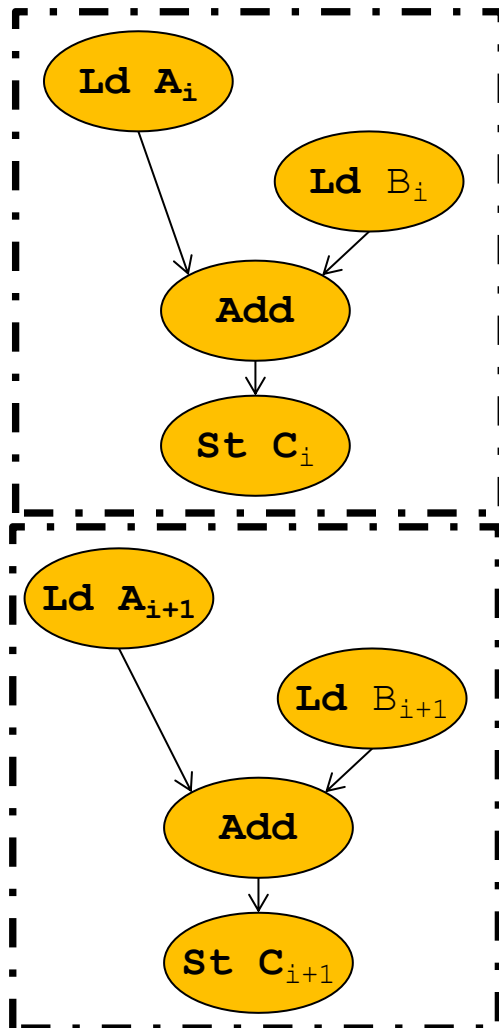
Vector Programming Model



Vector Programming Model



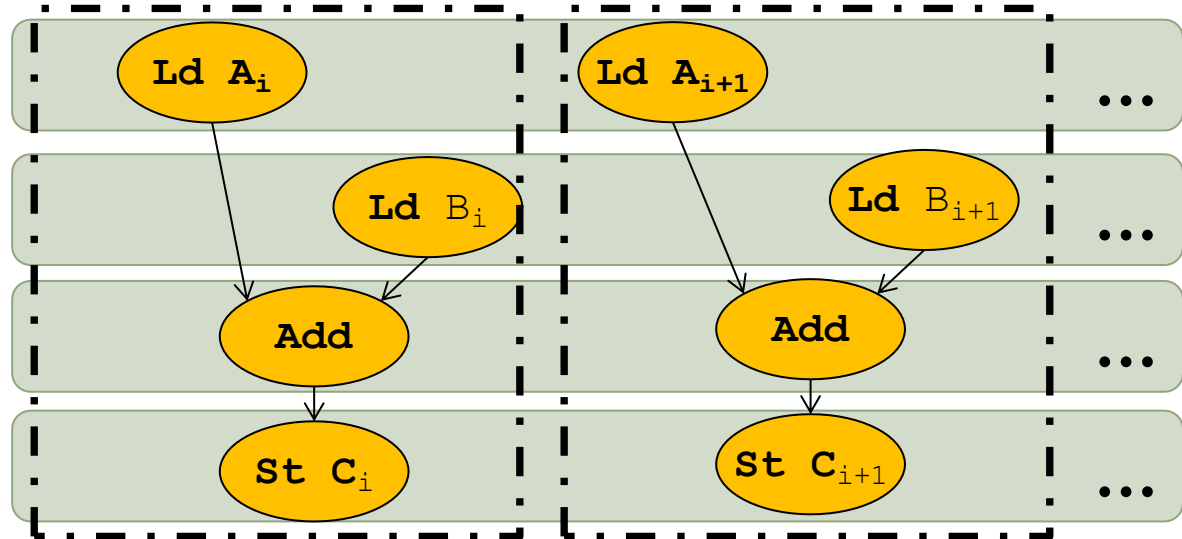
Compiler-based Vectorization



Scalar code

```
for (i=0; i<N; i++)  
    C[i] = A[i] + B[i];
```

Compiler recognizes independent operations with loop dependence analysis



Vector code

Vector Code Example

C code

```
for (i=0; i<64; i++)  
    C[i] = A[i] + B[i];
```

Scalar code

```
LI R4, 64  
loop:  
L.D F0, 0(R1)  
L.D F2, 0(R2)  
ADD.D F4, F2, F0  
S.D F4, 0(R3)  
DADDIU R1, 8  
DADDIU R2, 8  
DADDIU R3, 8  
DSUBIU R4, 1  
BNEZ R4, loop
```

Vector code

```
LI VLR, 64  
LV V1, R1  
LV V2, R2  
ADDV.D V3, V1, V2  
SV V3, R3
```

1+9*64 instrs

5 instrs

Vector ISA Attributes

- Compact
 - One short instruction encodes N operations
- Expressive, tells hardware that these N operations:
 - Are independent
 - Use the same functional unit
 - Access disjoint elements in vector registers
 - Access registers in same pattern as previous instructions
 - Access a contiguous block of memory (unit-stride load/store)
 - Access memory in a known pattern (strided load/store)

Vector ISA Hardware Implications

- Large amount of work per instruction
 - Less instruction fetch bandwidth requirements
 - Allows simplified instruction fetch design
- No data dependence within a vector
 - Amenable to deeply pipelined/parallel designs
- Disjoint vector element accesses
 - Banked rather than multi-ported register files
- Known regular memory access pattern
 - Allows for banked memory for higher bandwidth

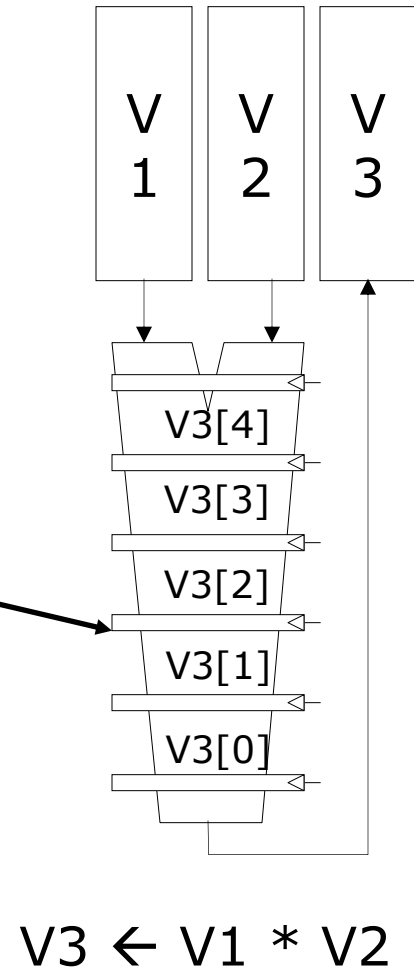
Vector Arithmetic Execution

- Use deep pipeline (\Rightarrow fast clock) to execute element operations
- Simplifies control of deep pipeline because elements in vector are independent (\Rightarrow no hazards!)

Six-stage multiply pipeline

Given 64-element registers, how long does it take to compute V3?

6+63 cycles

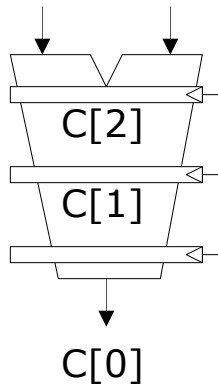


Vector Instruction Execution

ADDV C,A,B

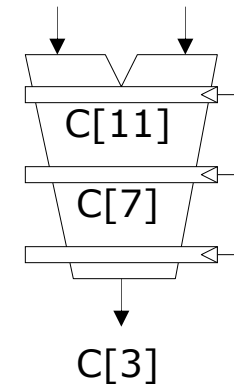
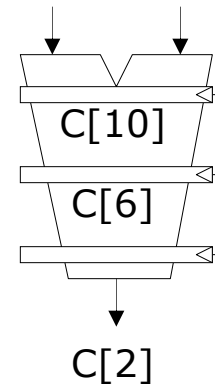
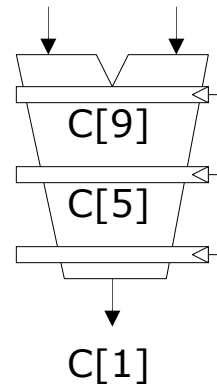
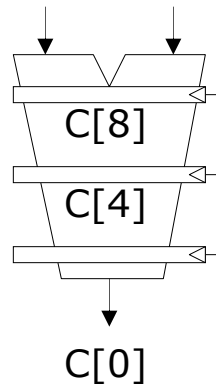
*Execution using
one pipelined
functional unit*

A[6] B[6]
A[5] B[5]
A[4] B[4]
A[3] B[3]

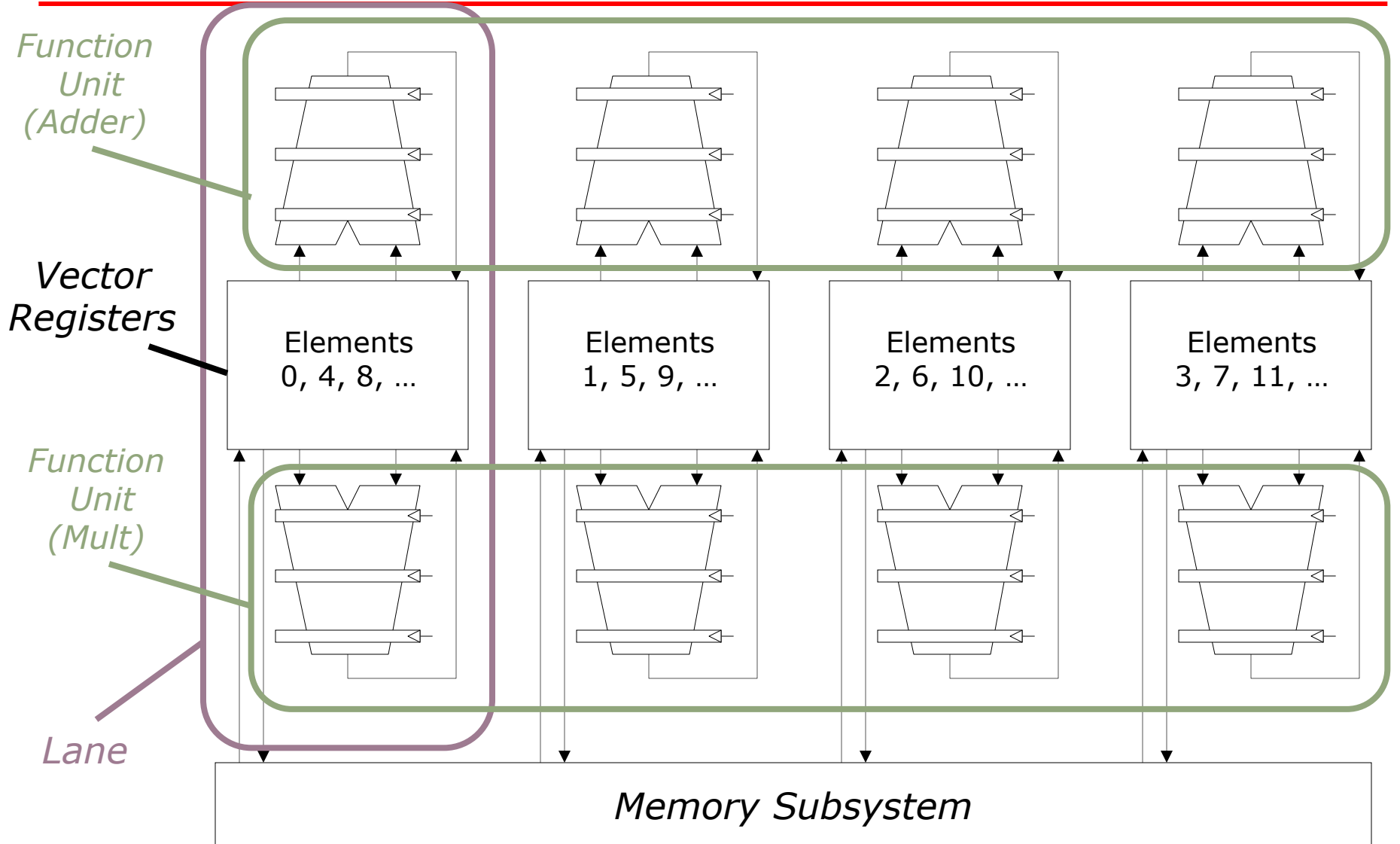


*Execution using
four pipelined
functional units*

A[24] B[24] A[25] B[25] A[26] B[26] A[27] B[27]
A[20] B[20] A[21] B[21] A[22] B[22] A[23] B[23]
A[16] B[16] A[17] B[17] A[18] B[18] A[19] B[19]
A[12] B[12] A[13] B[13] A[14] B[14] A[15] B[15]



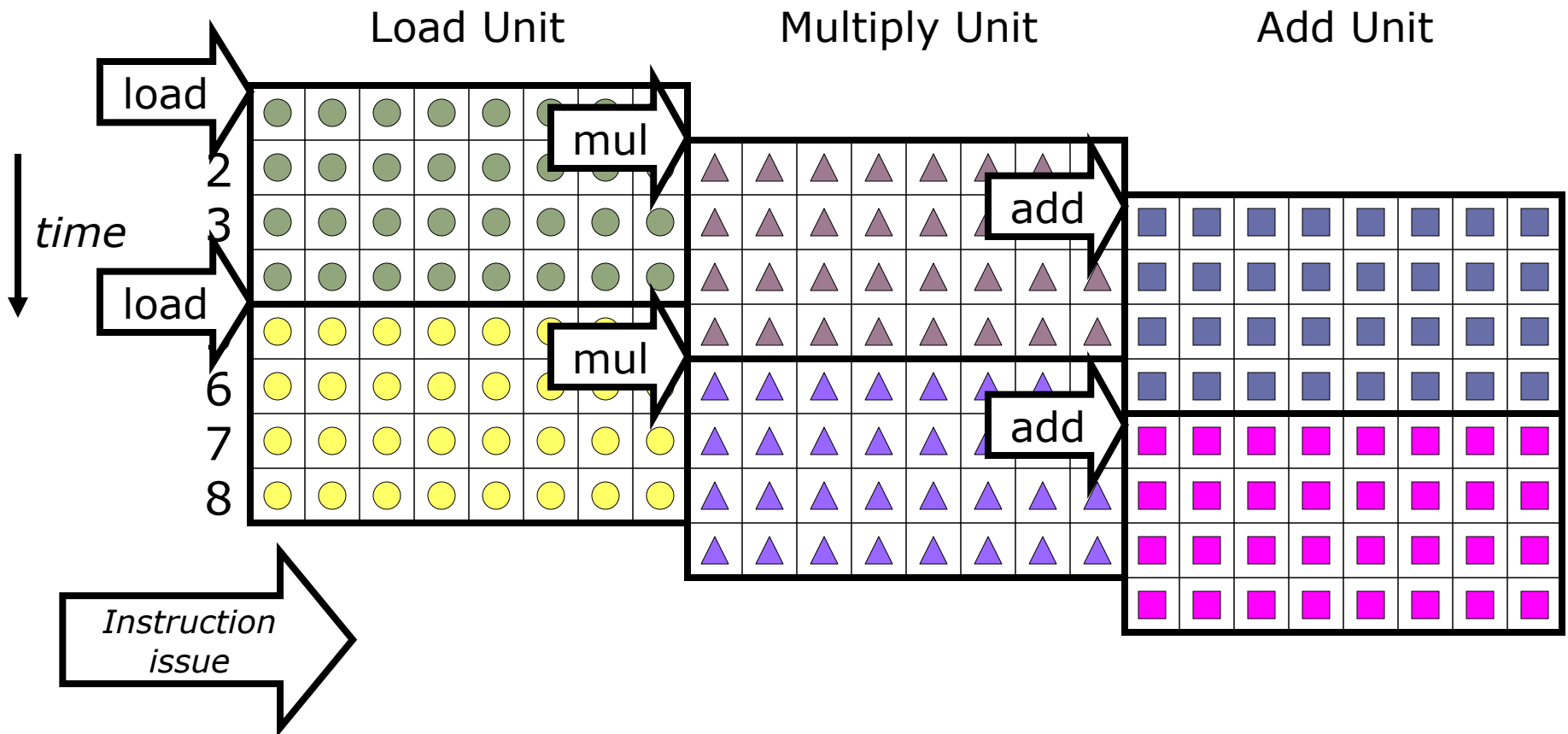
Vector Unit Structure



Vector Instruction Parallelism

Can overlap execution of multiple vector instructions

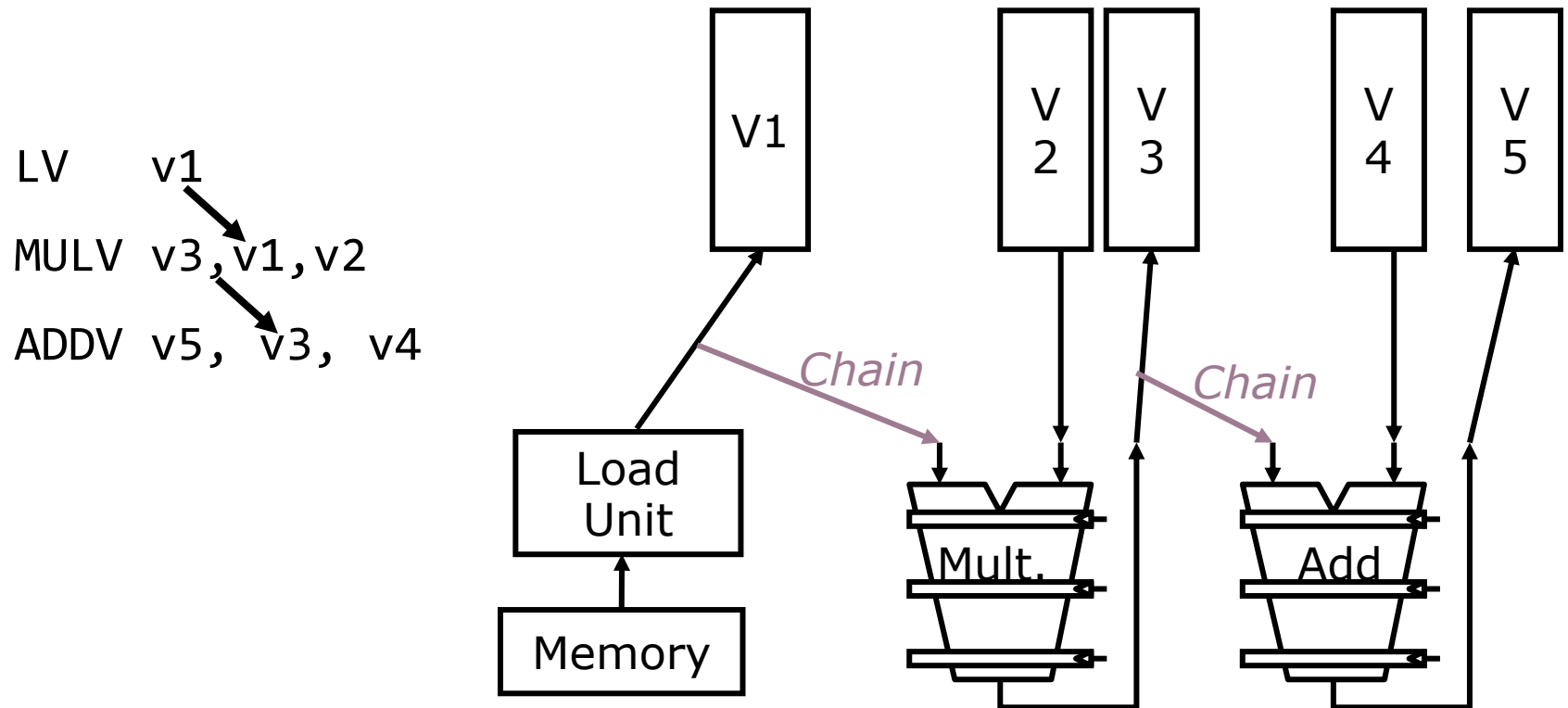
- example machine has 32 elements per vector register and 8 lanes



Complete 24 operations/cycle while issuing 1 short instruction/cycle

Vector Chaining

Problem: Long latency for RAW register dependencies



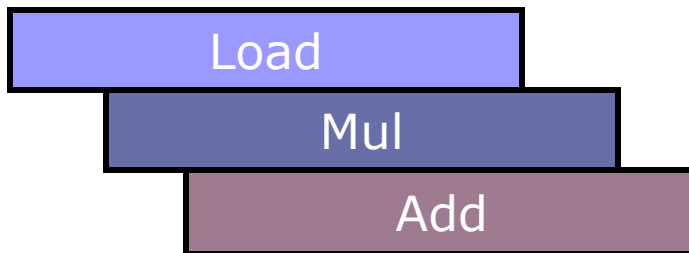
- Vector version of register bypassing
 - introduced with Cray-1

Vector Chaining Advantage

- Without chaining, must wait for last element of result to be written before starting dependent instruction



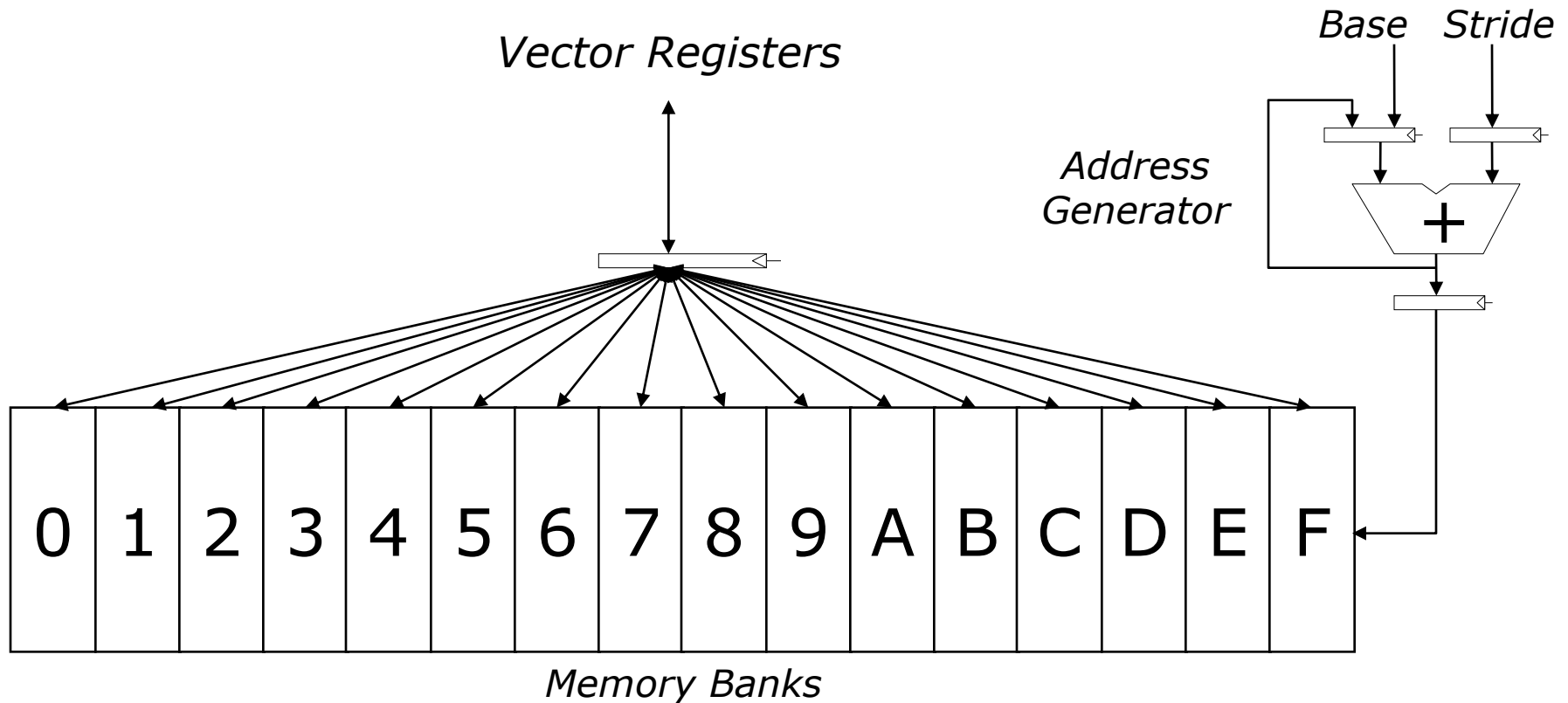
- With chaining, can start dependent instruction as soon as first result appears



Vector Memory System

Cray-1: 16 banks, 4 cycle bank busy time, 12 cycle latency

- *Bank busy time*: Cycles between accesses to same bank
- Allows 16 parallel accesses (if data in different banks)

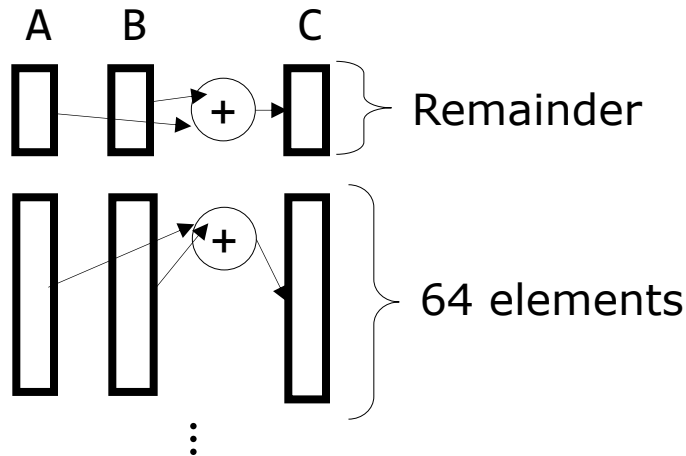


Vector Stripmining

Problem: Vector registers have finite length

Solution: Break loops into pieces that fit in registers, "*Strip mining*"

```
for (i = 0; i < N; i++)  
    C[i] = A[i] + B[i];
```



```
ANDI R1, N, 63      # N mod 64  
MTC1 VLR, R1       # Do remainder  
loop:  
LV V1, RA  
DSLL R2, R1, 3     # Multiply by 8  
DADDU RA, RA, R2   # Bump pointer  
LV V2, RB  
DADDU RB, RB, R2  
ADDV.D V3, V1, V2  
SV V3, RC  
DADDU RC, RC, R2  
DSUBU N, N, R1    # Subtract elements  
LI R1, 64  
MTC1 VLR, R1     # Reset full length  
BGTZ N, loop     # Any more to do?
```

Vector Conditional Execution

Problem: Want to vectorize loops with conditional code:

```
for (i = 0; i < N; i++)  
    if (A[i] > 0) then  
        A[i] = B[i];
```

Solution: Add vector *mask* (or *flag*) registers

- vector version of predicate registers, 1 bit per element

...and *maskable* vector instructions

- vector operation becomes NOP at elements where mask bit is clear

Code example:

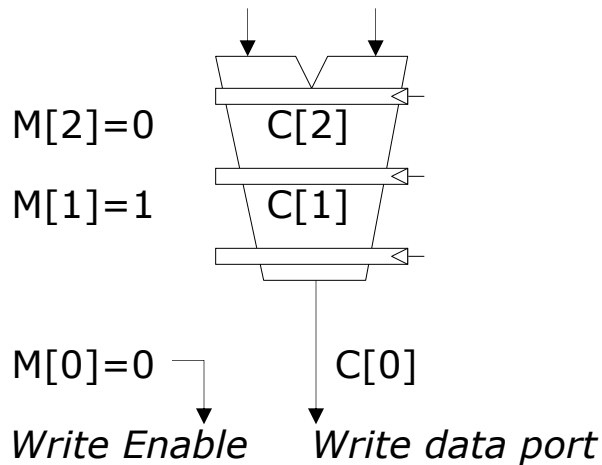
```
CVM                # Turn on all elements  
LV vA, rA          # Load entire A vector  
SGTVS.D vA, F0    # Set bits in mask register where A>0  
LV vA, rB          # Load B vector into A under mask  
SV vA, rA         # Store A back to memory under mask
```

Masked Vector Instructions

Simple implementation

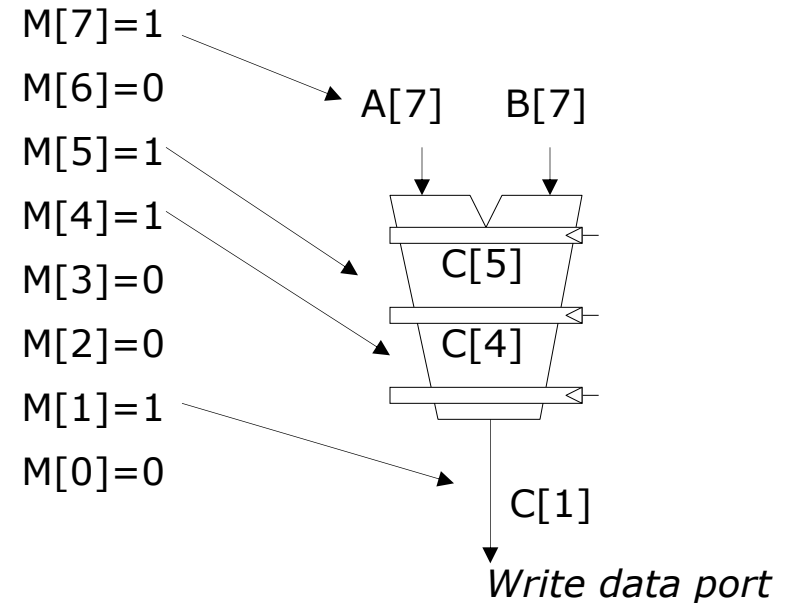
- execute all N operations, turn off result writeback according to mask

M[7]=1 A[7] B[7]
M[6]=0 A[6] B[6]
M[5]=1 A[5] B[5]
M[4]=1 A[4] B[4]
M[3]=0 A[3] B[3]



Density-time implementation

- scan mask vector and only execute elements with non-zero masks



$$C[i] = A[i] + B[i]$$

Vector Scatter/Gather

Want to vectorize loops with indirect accesses:

```
for (i = 0; i < N; i++)  
    A[i] = B[i] + C[D[i]]
```

Indexed load instruction (Gather)

```
LV vD, rD           # Load indices in D vector  
LVI vC, rC, vD      # Load indirect from rC base  
LV vB, rB           # Load B vector  
ADDV.D vA, vB, vC  # Do add  
SV vA, rA          # Store result
```

Is this a correct translation? Yes if A doesn't overlap with the other vectors

Vector Scatter/Gather

Scatter example:

```
for (i = 0; i < N; i++)  
    A[B[i]]++;
```

Is the following a correct translation?

```
LV vB, rB          # Load indices in B vector  
LVI vA, rA, vB     # Gather initial A values  
ADDV vA, vA, 1     # Increment  
SVI vA, rA, vB     # Scatter incremented values
```

Incorrect if B may contain repeated values

A Later-Generation Vector Super: *NEC SX-6 (2003)*

- CMOS Technology
 - 500 MHz CPU, fits on single chip
 - SDRAM main memory (up to 64GB)
- Scalar unit
 - 4-way superscalar
 - with out-of-order and speculative execution
 - 64KB I-cache and 64KB data cache
- Vector unit
 - 8 foreground VRegs + 64 background VRegs (256x64-bit elements/VReg)
 - 1 multiply unit, 1 divide unit, 1 add/shift unit, 1 logical unit, 1 mask unit
 - 8 lanes (8 GFLOPS peak, 16 FLOPS/cycle)
 - 1 load & store unit (32x8 byte accesses/cycle)
 - 32 GB/s memory bandwidth per processor
- SMP structure
 - 8 CPUs connected to memory through crossbar
 - 256 GB/s shared memory bandwidth (4096 interleaved banks)



Multimedia/SIMD Extensions

- Short vectors added to existing general-purpose ISAs
- Idea first used on Lincoln Labs TX-2 computer in 1957, with 36b datapath split into 2x18b or 4x9b
- Recent incarnations initially reused existing registers
 - e.g., 64-bit registers split into 2x32bits or 4x16bits or 8x8bits
- Trend towards larger vector support in microprocessors
 - e.g. x86:
 - MMX (64 bits)
 - SSEx (128 bits)
 - AVX (256 bits)
 - AVX-512 (512 bits/masks)

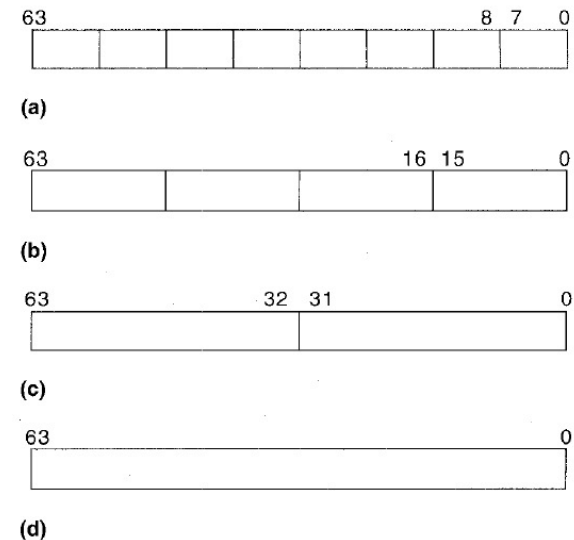


Figure 1. MMX technology data types: packed byte (a), packed word (b), packed doubleword (c), and quadword (d).

Intel SIMD Evolution

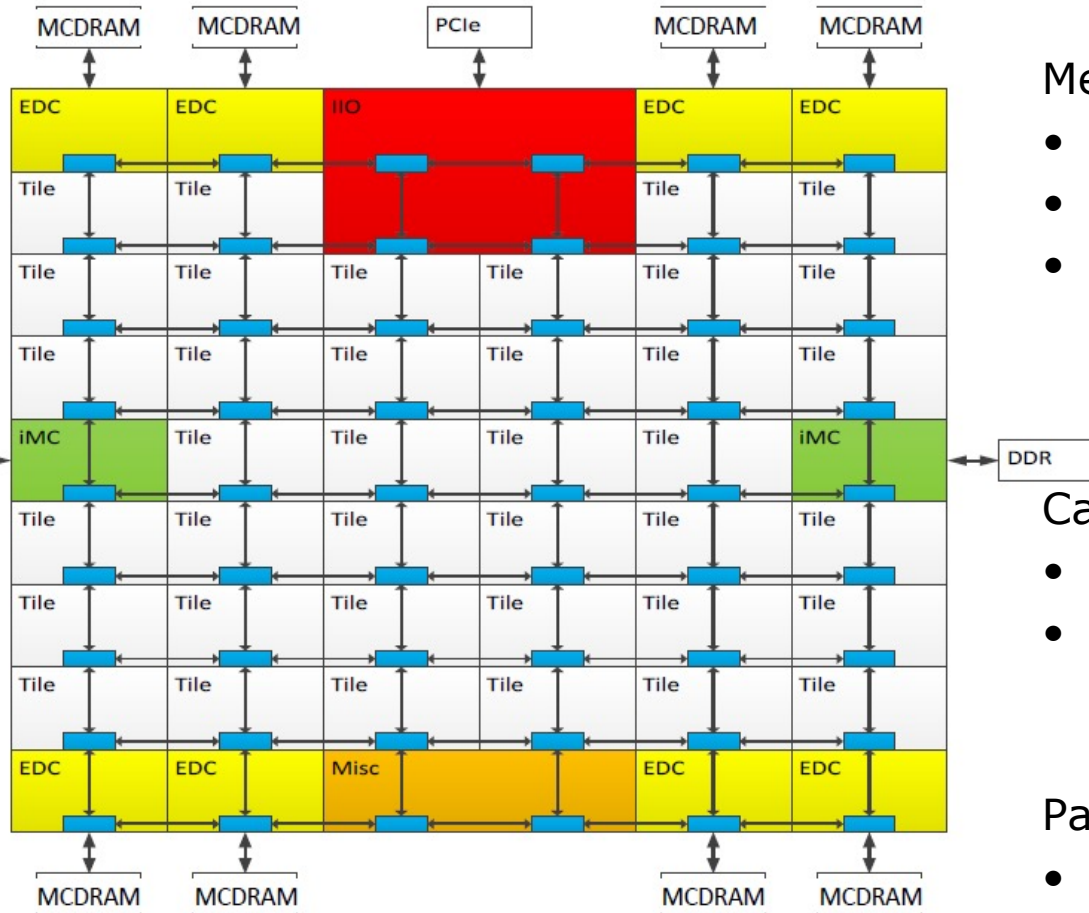
Implementations:

- Intel MMX (1996) – 64bits
 - Eight 8-bit integer ops, or
 - Four 16-bit integer ops
 - Two 32-bit integer ops
- Streaming SIMD Extensions (SSE) (1999) – 128bits
 - Four 32-bit integer ops (and smaller integer types)
 - Four 32-bit integer/fp ops, or
 - Two 64-bit integer/fp ops
- Advanced Vector Extensions (2010) – 256bits
 - Four 64-bit integer/fp ops (and smaller fp types)
- AVX-512 (2017) – 512bits
 - New instructions: scatter/gather, mask registers

Multimedia Extensions vs Vectors

- Limited instruction set
 - No vector length control
 - Usually no masks
 - Up until recently, no strided load/store or scatter/gather
 - Unit-stride loads must be aligned to 64/128-bits
- Limited vector register length
 - requires superscalar dispatch to keep units busy
 - loop unrolling to hide latencies increases register pressure
- Trend towards fuller vector support
 - Better support for misaligned memory accesses
 - Support of double-precision (64-bit floating-point)
 - Support for masked operations

Knights Landing (KNL) Mesh



Source: IEEE Micro, 2016

Mesh of Rings

- Rows/columns (half) ring
- YX routing
- Message arbitration on:
 - Injection
 - Turns

Cache Coherent Interconnect

- MESIF protocol
- Distributed directory
 - to filter snoops

Partitioning modes

- All-to-all
- Quadrant
- Sub-NUMA

Thank you!

Next Lecture: GPUs