

Hardwired, Non-pipelined ISA Implementation

Daniel Sanchez

Computer Science & Artificial Intelligence Lab
M.I.T.

Instruction Set Architecture (ISA) versus Implementation

- ISA is the hardware/software interface
 - Defines set of programmer visible state
 - Defines data types
 - Defines instruction semantics (operations, sequencing)
 - Defines instruction format (bit encoding)
 - Examples: *MIPS, Alpha, x86, IBM 360, VAX, ARM, JVM*

Instruction Set Architecture (ISA) versus Implementation

- ISA is the hardware/software interface
 - Defines set of programmer visible state
 - Defines data types
 - Defines instruction semantics (operations, sequencing)
 - Defines instruction format (bit encoding)
 - Examples: *MIPS, Alpha, x86, IBM 360, VAX, ARM, JVM*
- Many possible implementations of one ISA
 - 360 implementations: *model 30 (c. 1964), zEnterprise196 (c. 2010)*
 - x86 implementations: *8086 (c. 1978), 80186, 286, 386, 486, Pentium, Pentium Pro, Pentium-4, Core i7, AMD Athlon, AMD Opteron, Transmeta Crusoe, SoftPC*
 - MIPS implementations: *R2000, R4000, R10000, ...*
 - JVM: *HotSpot, PicoJava, ARM Jazelle, ...*

Processor Performance

$$\frac{\text{Time}}{\text{Program}} = \frac{\text{Instructions}}{\text{Program}} * \frac{\text{Cycles}}{\text{Instruction}} * \frac{\text{Time}}{\text{Cycle}}$$

- Instructions per program depends on source code, compiler technology and ISA
- Cycles per instructions (CPI) depends upon the ISA and the microarchitecture
- Time per cycle depends upon the microarchitecture and the base technology

Processor Performance

$$\frac{\text{Time}}{\text{Program}} = \frac{\text{Instructions}}{\text{Program}} * \frac{\text{Cycles}}{\text{Instruction}} * \frac{\text{Time}}{\text{Cycle}}$$

- Instructions per program depends on source code, compiler technology and ISA
- Cycles per instructions (CPI) depends upon the ISA and the microarchitecture
- Time per cycle depends upon the microarchitecture and the base technology

Microarchitecture	CPI	cycle time
Microcoded	>1	short
Single-cycle unpipelined	1	long
Pipelined	1	short

Processor Performance

$$\frac{\text{Time}}{\text{Program}} = \frac{\text{Instructions}}{\text{Program}} * \frac{\text{Cycles}}{\text{Instruction}} * \frac{\text{Time}}{\text{Cycle}}$$

- Instructions per program depends on source code, compiler technology and ISA
- Cycles per instructions (CPI) depends upon the ISA and the microarchitecture
- Time per cycle depends upon the microarchitecture and the base technology

this lecture
→

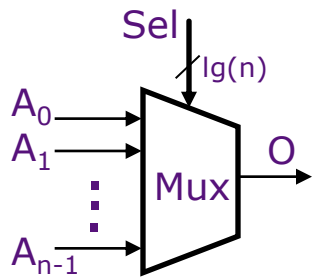
Microarchitecture	CPI	cycle time
Microcoded	>1	short
Single-cycle unpipelined	1	long
Pipelined	1	short

Hardware Elements

- Combinational circuits
 - Mux, Demux, Decoder, ALU, ...

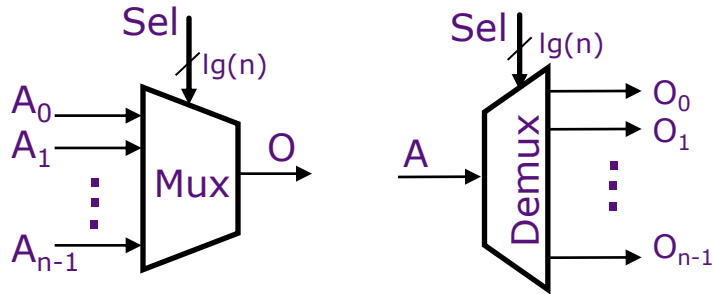
Hardware Elements

- Combinational circuits
 - Mux, Demux, Decoder, ALU, ...



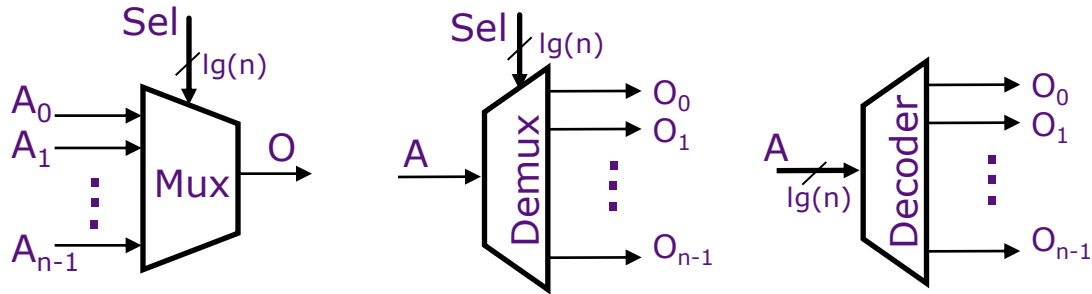
Hardware Elements

- Combinational circuits
 - Mux, Demux, Decoder, ALU, ...



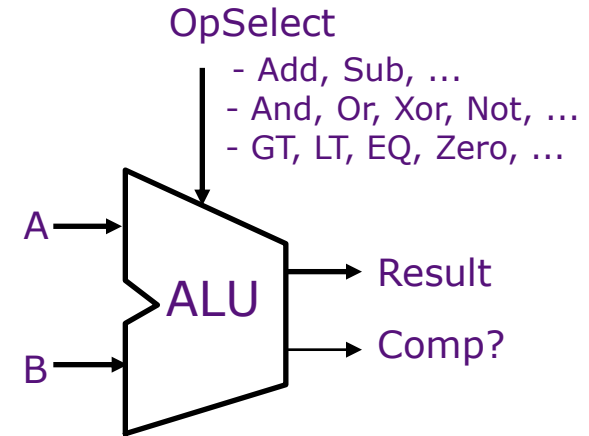
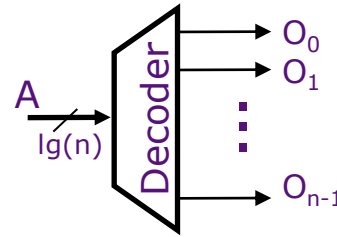
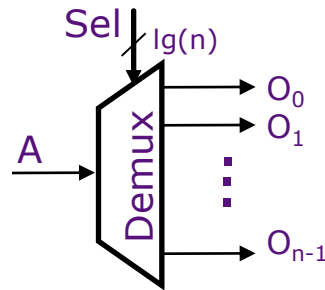
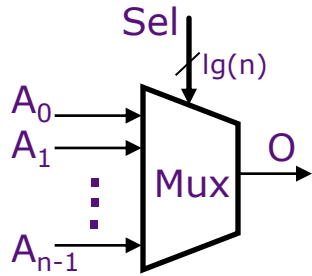
Hardware Elements

- Combinational circuits
 - Mux, Demux, Decoder, ALU, ...



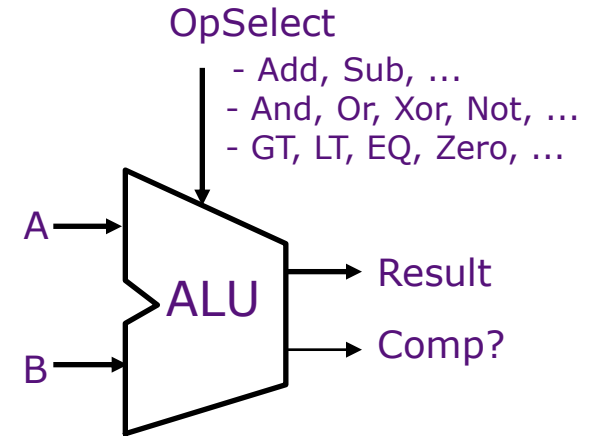
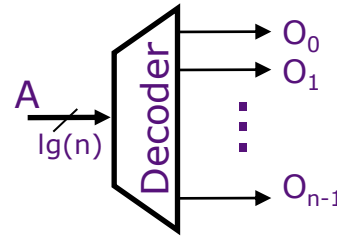
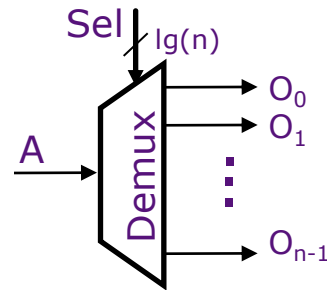
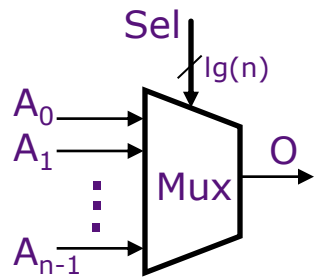
Hardware Elements

- Combinational circuits
 - Mux, Demux, Decoder, ALU, ...



Hardware Elements

- Combinational circuits
 - Mux, Demux, Decoder, ALU, ...

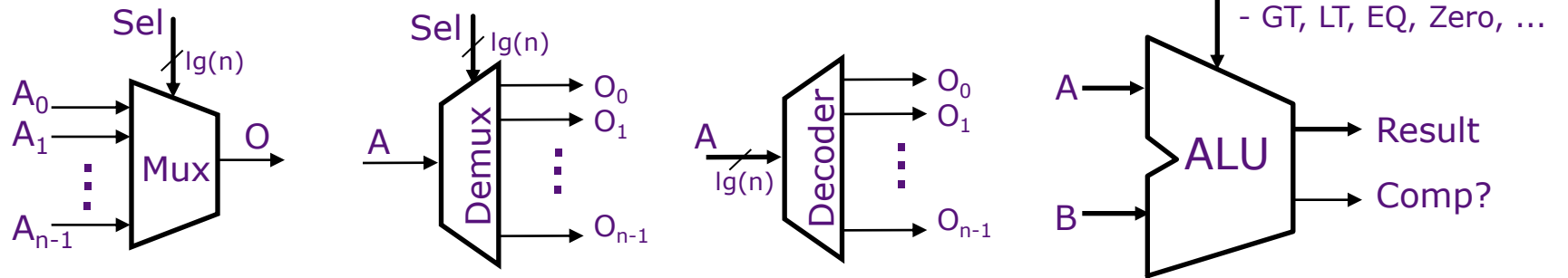


- Synchronous state elements
 - Flipflop, Register, Register file, SRAM, DRAM

Hardware Elements

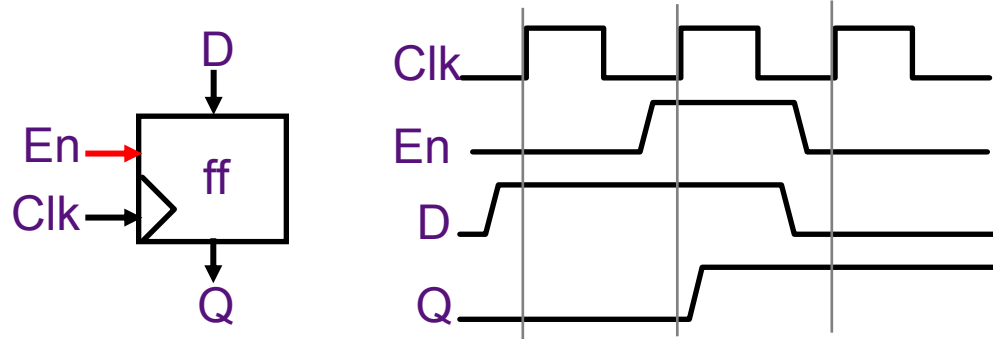
- Combinational circuits

- Mux, Demux, Decoder, ALU, ...



- Synchronous state elements

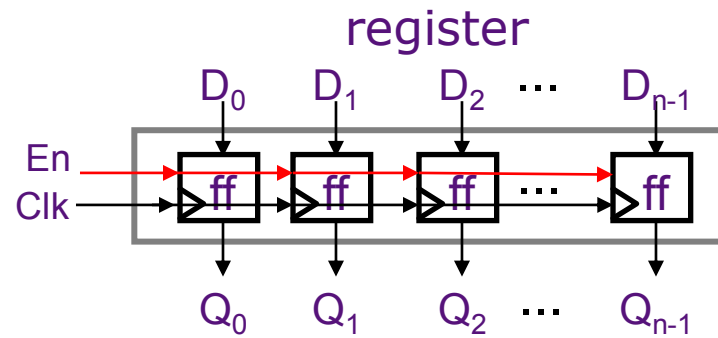
- Flipflop, Register, Register file, SRAM, DRAM



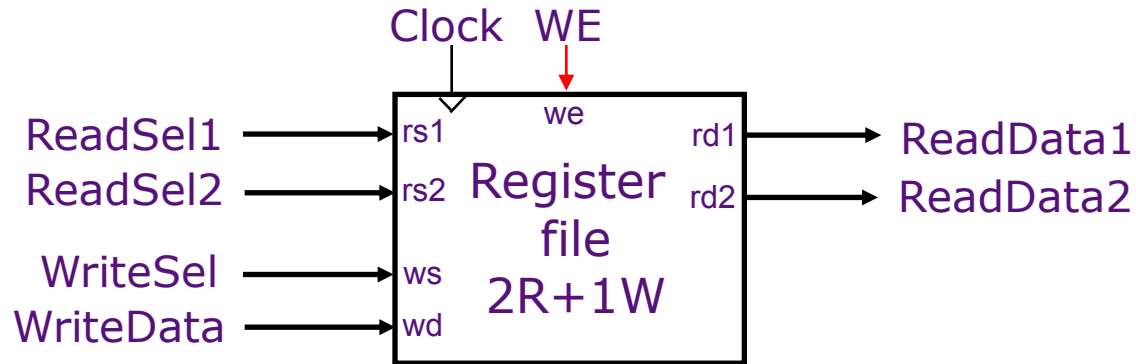
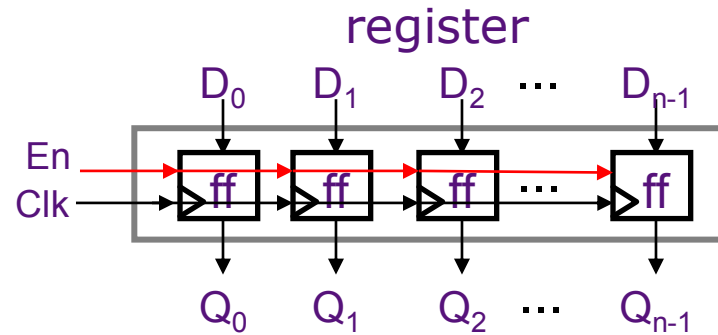
Edge-triggered: Data is sampled at the rising edge

Register Files

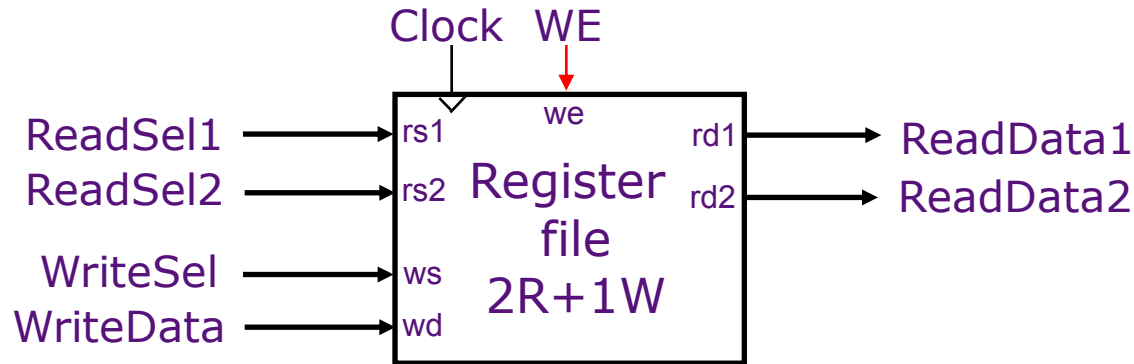
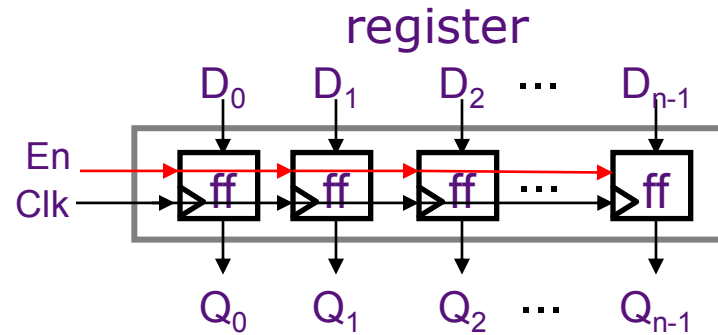
Register Files



Register Files

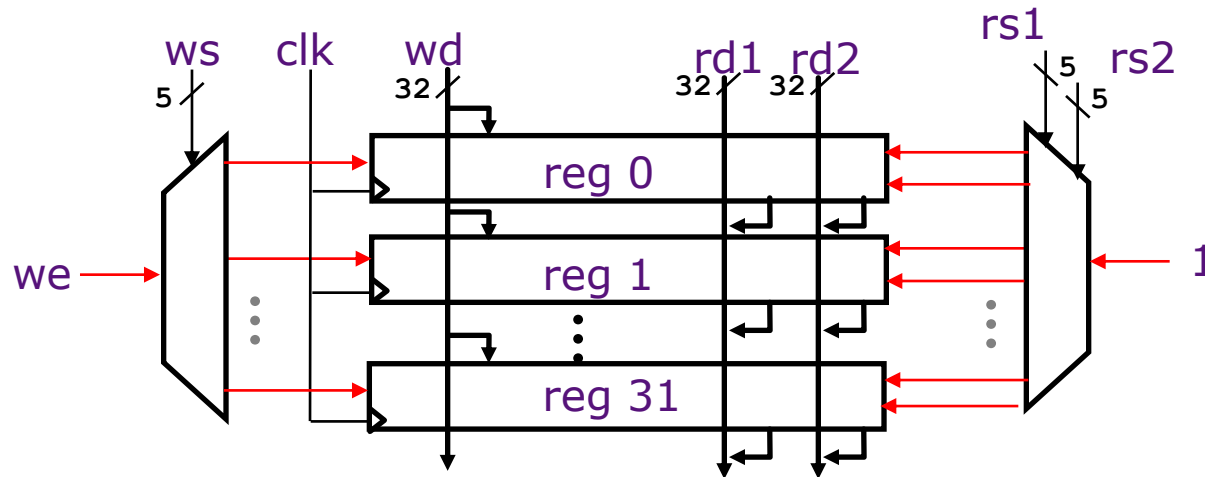


Register Files



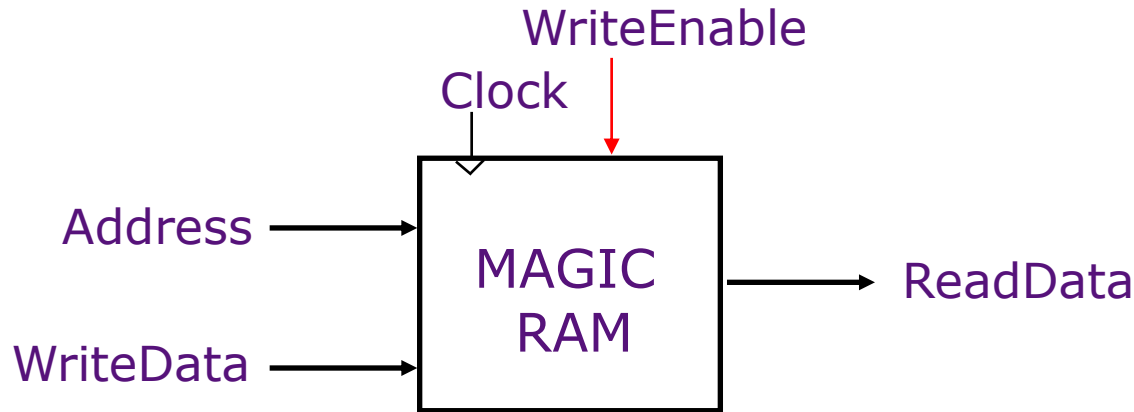
No timing issues in reading a selected register

Register File Implementation



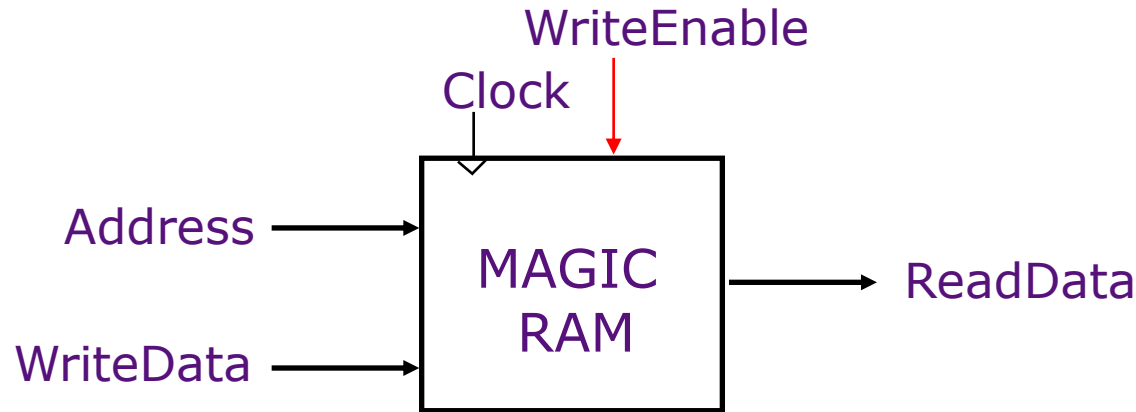
- Register files with a large number of ports are difficult to design
 - Area scales with ports²
 - Almost all Alpha instructions have exactly 2 register source operands
 - *Intel's Itanium GPR File has 128 registers with 8 read ports and 4 write ports!!!*

A Simple Memory Model



- Reads and writes are always completed in one cycle
 - A Read can be done any time (i.e., combinational)
 - If enabled, a Write is performed at the rising clock edge (*the write address and data must be stable at the clock edge*)

A Simple Memory Model



- Reads and writes are always completed in one cycle
 - A Read can be done any time (i.e., combinational)
 - If enabled, a Write is performed at the rising clock edge (*the write address and data must be stable at the clock edge*)

Later in the course we will present a more realistic model of memory

Implementing MIPS:

Single-cycle per instruction
datapath & control logic

The MIPS ISA

Processor State

- 32 32-bit GPRs, R0 always contains a 0
- 32 single precision FPRs, may also be viewed as 16 double precision FPRs
- FP status register, used for FP compares & exceptions
- PC, the program counter
- Some other special registers

Data types

- 8-bit byte, 16-bit half word
- 32-bit word for integers
- 32-bit word for single precision floating point
- 64-bit word for double precision floating point

Load/Store style instruction set

- Data addressing modes: immediate & indexed
- Branch addressing modes: PC relative & register indirect
- Byte addressable memory, big endian mode

All instructions are 32 bits

Instruction Execution

Execution of an instruction involves

Instruction Execution

Execution of an instruction involves

1. Instruction fetch

Instruction Execution

Execution of an instruction involves

1. Instruction fetch
2. Decode

Instruction Execution

Execution of an instruction involves

1. Instruction fetch
2. Decode
3. Register fetch

Instruction Execution

Execution of an instruction involves

1. Instruction fetch
2. Decode
3. Register fetch
4. ALU operation

Instruction Execution

Execution of an instruction involves

1. Instruction fetch
2. Decode
3. Register fetch
4. ALU operation
5. Memory operation (optional)

Instruction Execution

Execution of an instruction involves

1. Instruction fetch
2. Decode
3. Register fetch
4. ALU operation
5. Memory operation (optional)
6. Write back

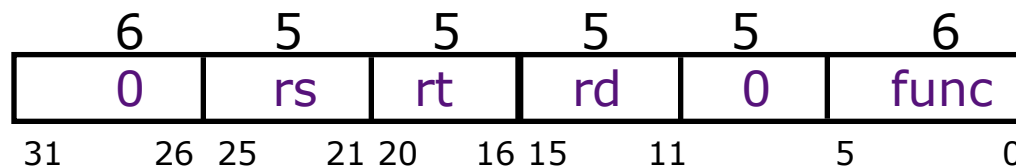
Instruction Execution

Execution of an instruction involves

1. Instruction fetch
2. Decode
3. Register fetch
4. ALU operation
5. Memory operation (optional)
6. Write back

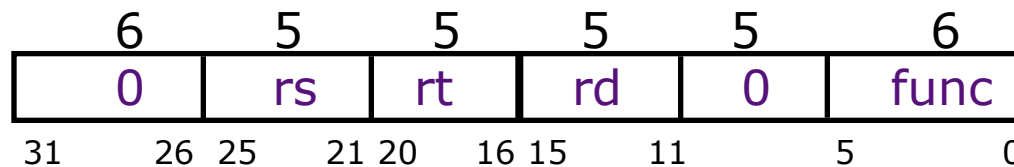
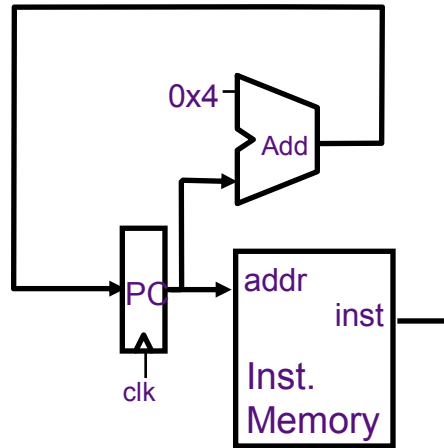
And computing the address of the
next instruction (next PC)

Datapath: Reg-Reg ALU Instructions



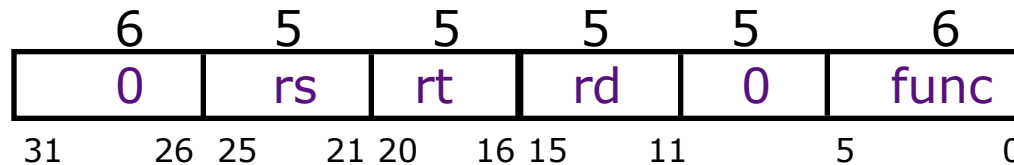
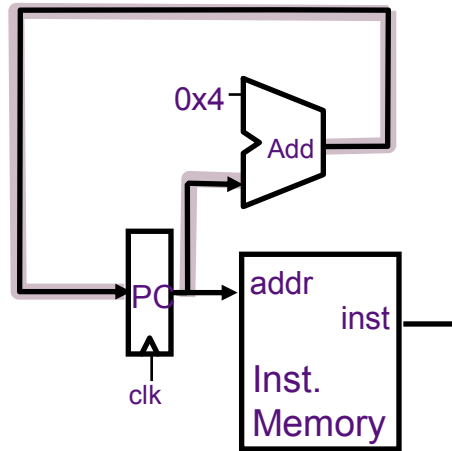
$rd \leftarrow (rs) \text{ func } (rt)$

Datapath: Reg-Reg ALU Instructions



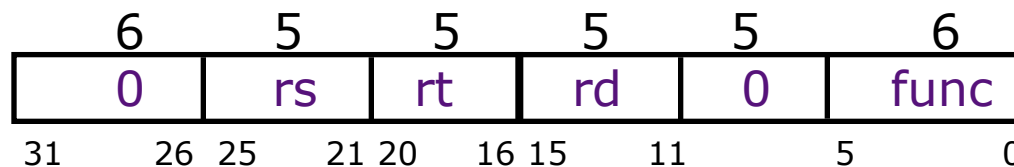
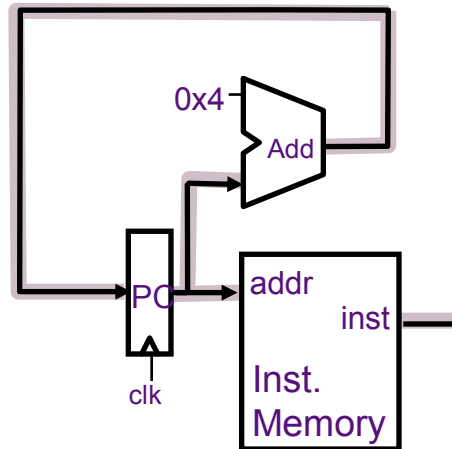
$rd \leftarrow (rs) \text{ func } (rt)$

Datapath: Reg-Reg ALU Instructions



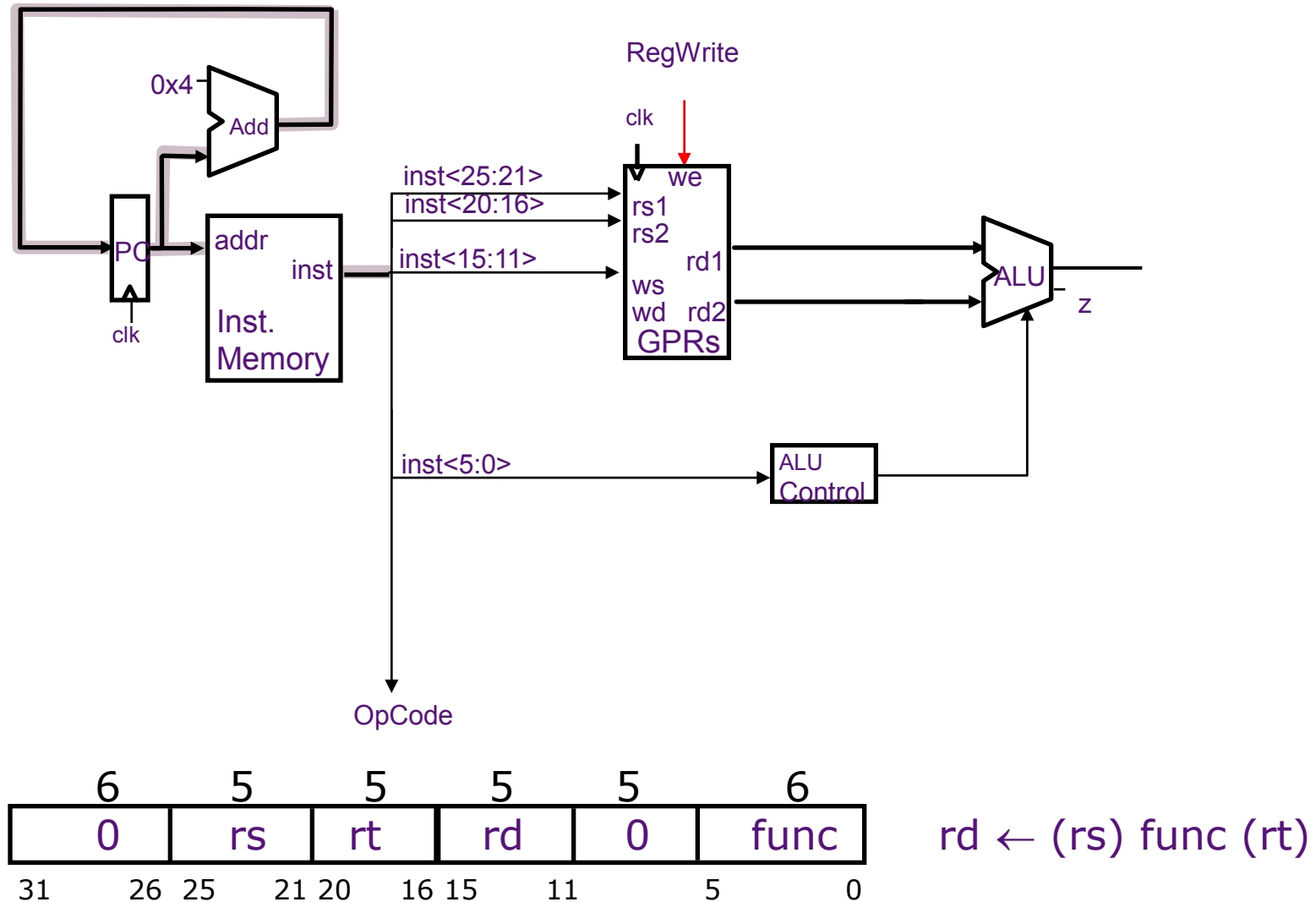
$$rd \leftarrow (rs) \text{ func } (rt)$$

Datapath: Reg-Reg ALU Instructions

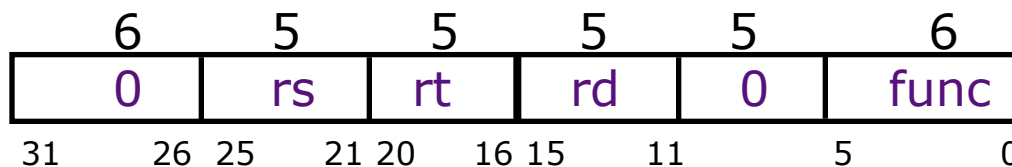
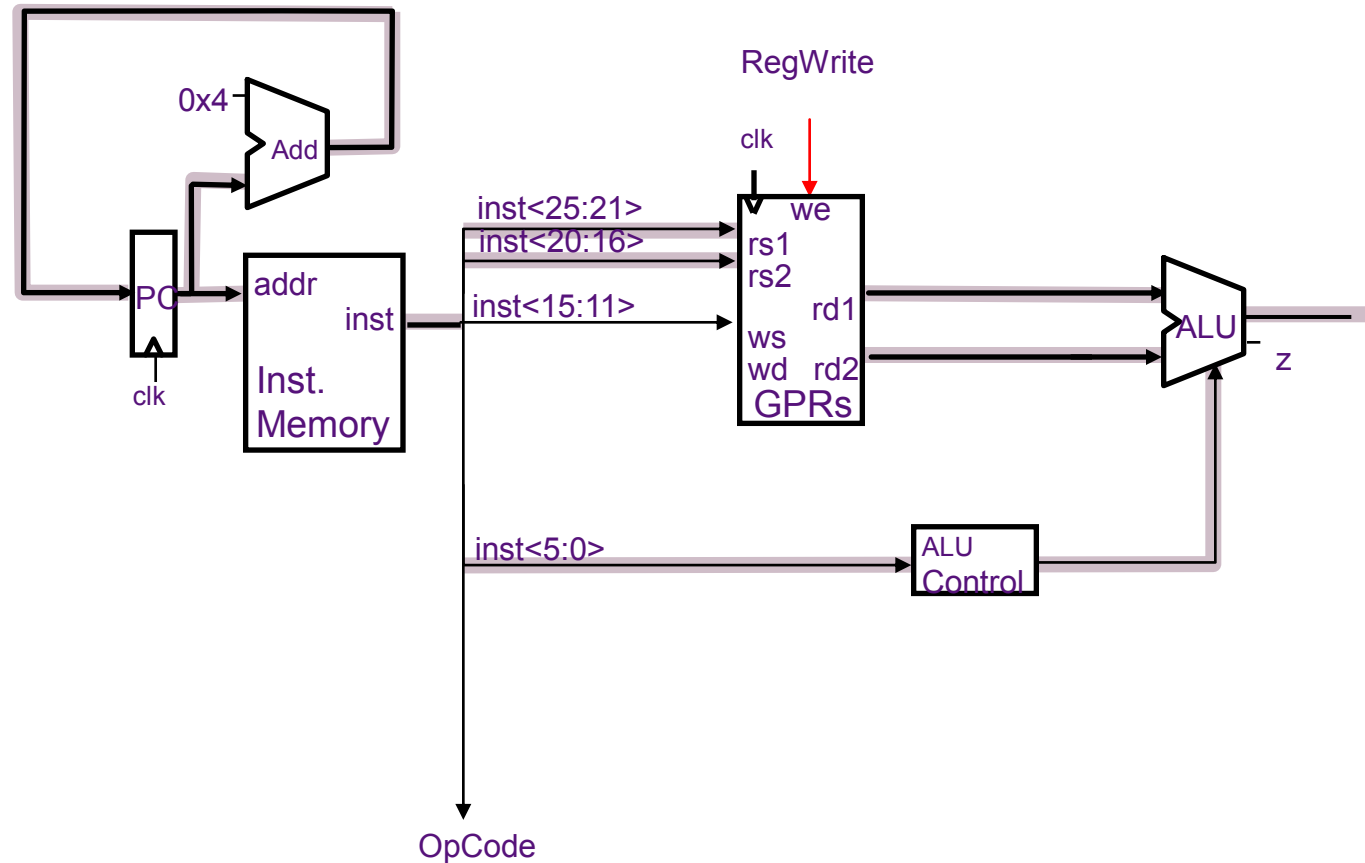


$$rd \leftarrow (rs) \text{ func } (rt)$$

Datapath: Reg-Reg ALU Instructions

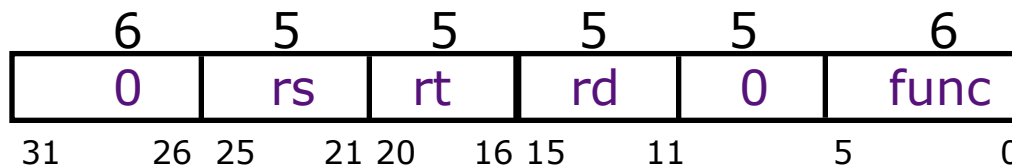
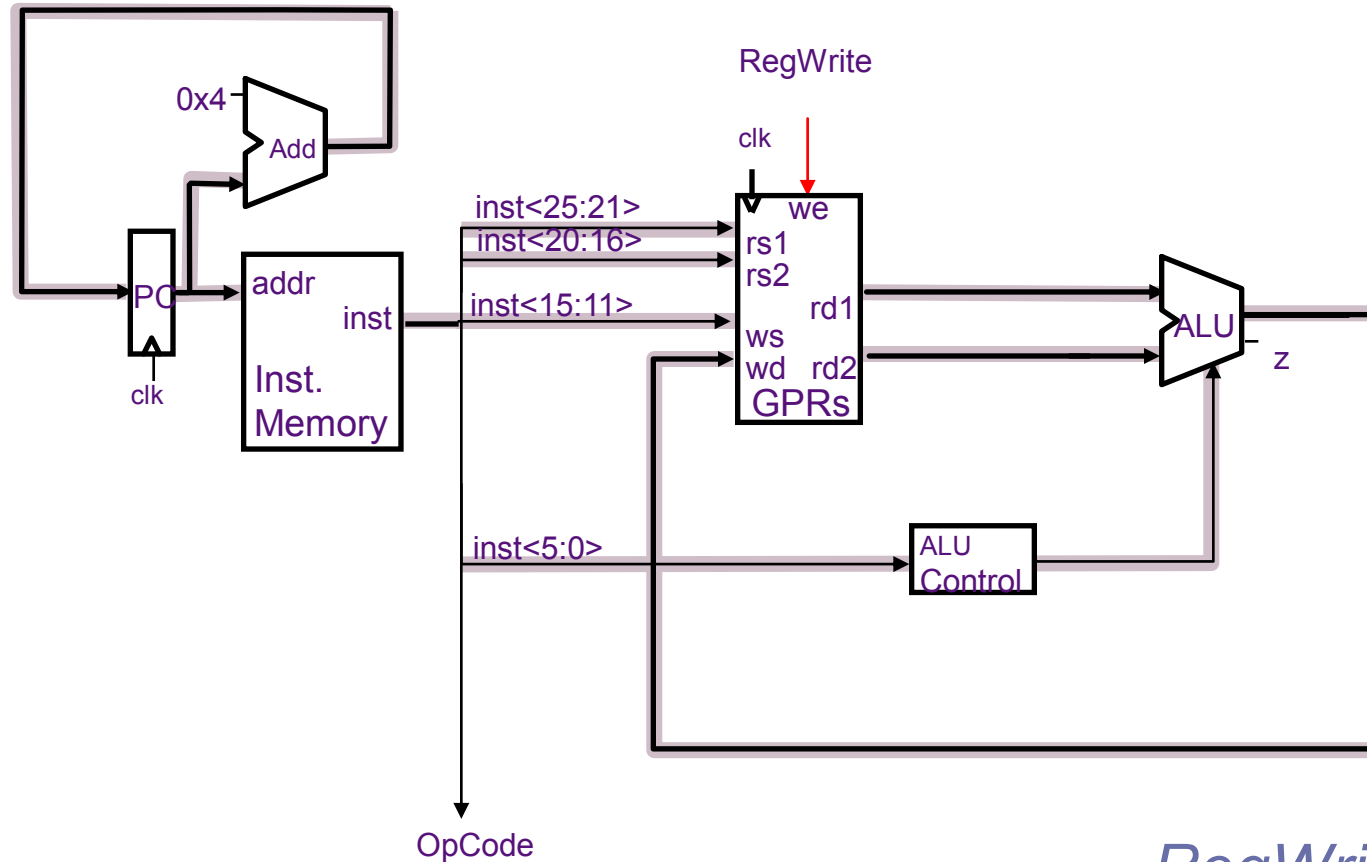


Datapath: Reg-Reg ALU Instructions



$$rd \leftarrow (rs) \text{ func } (rt)$$

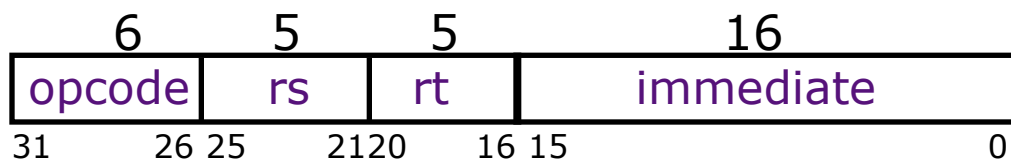
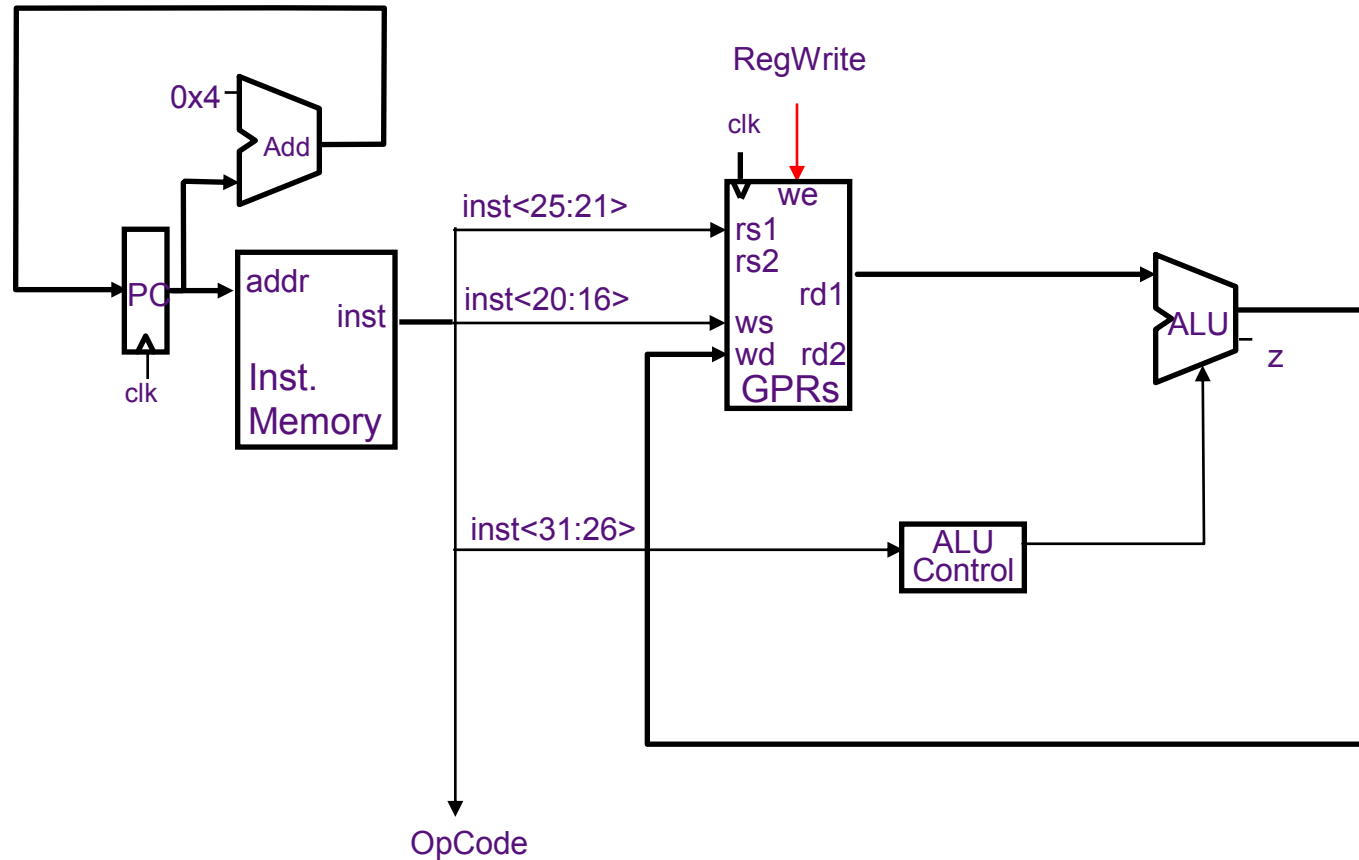
Datapath: Reg-Reg ALU Instructions



RegWrite Timing?

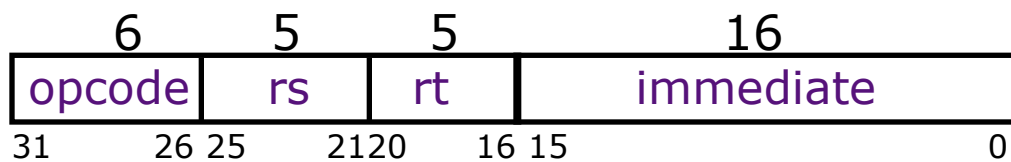
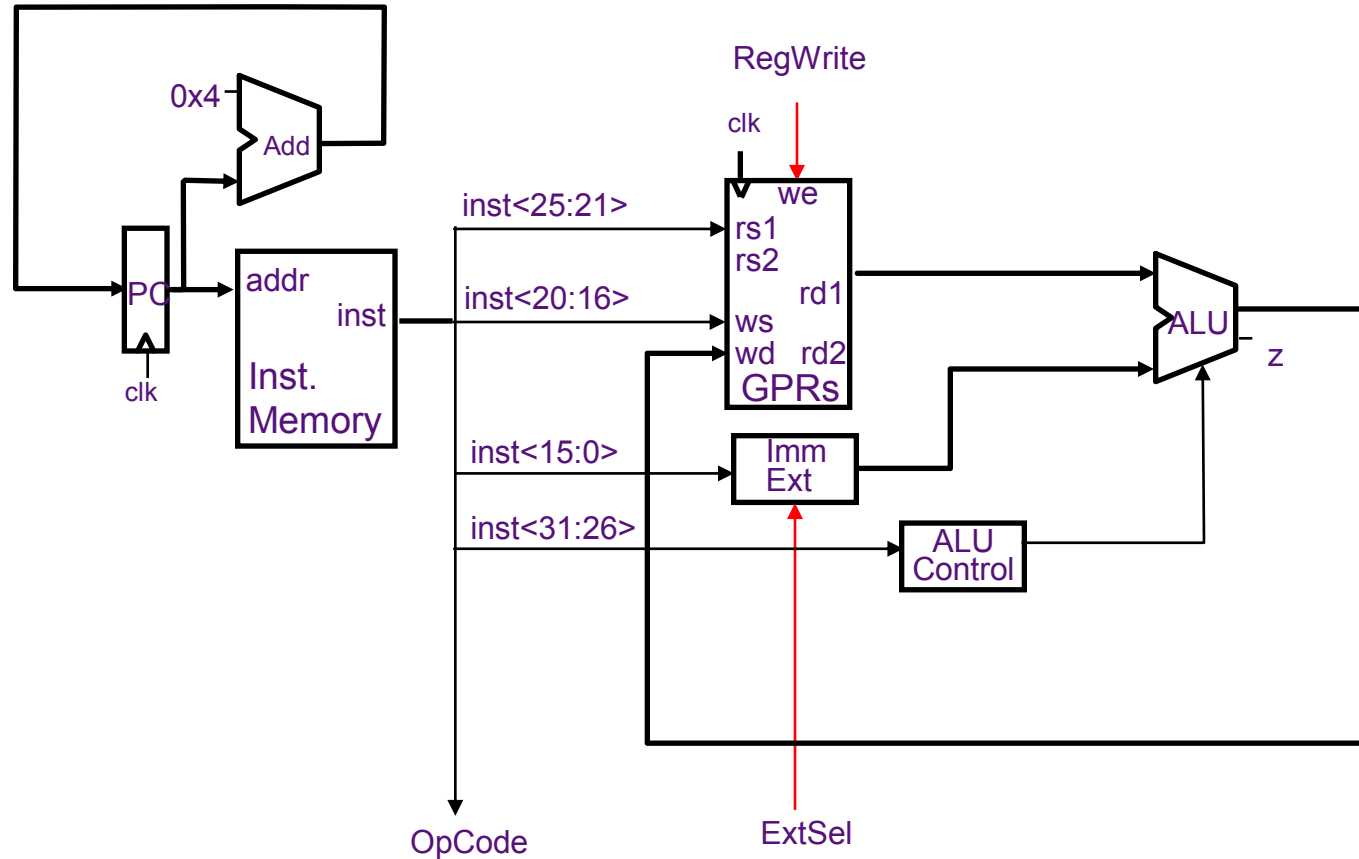
$$rd \leftarrow (rs) \text{ func } (rt)$$

Datapath: Reg-Imm ALU Instructions



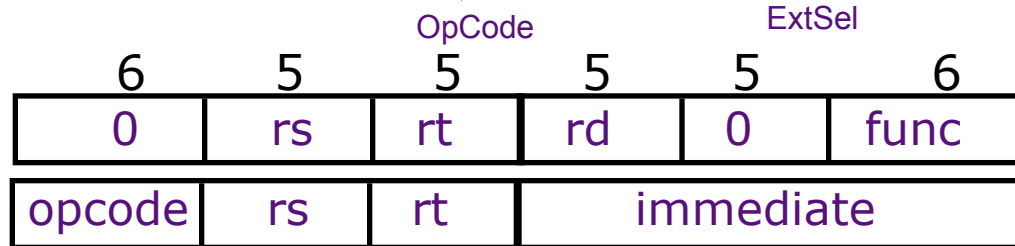
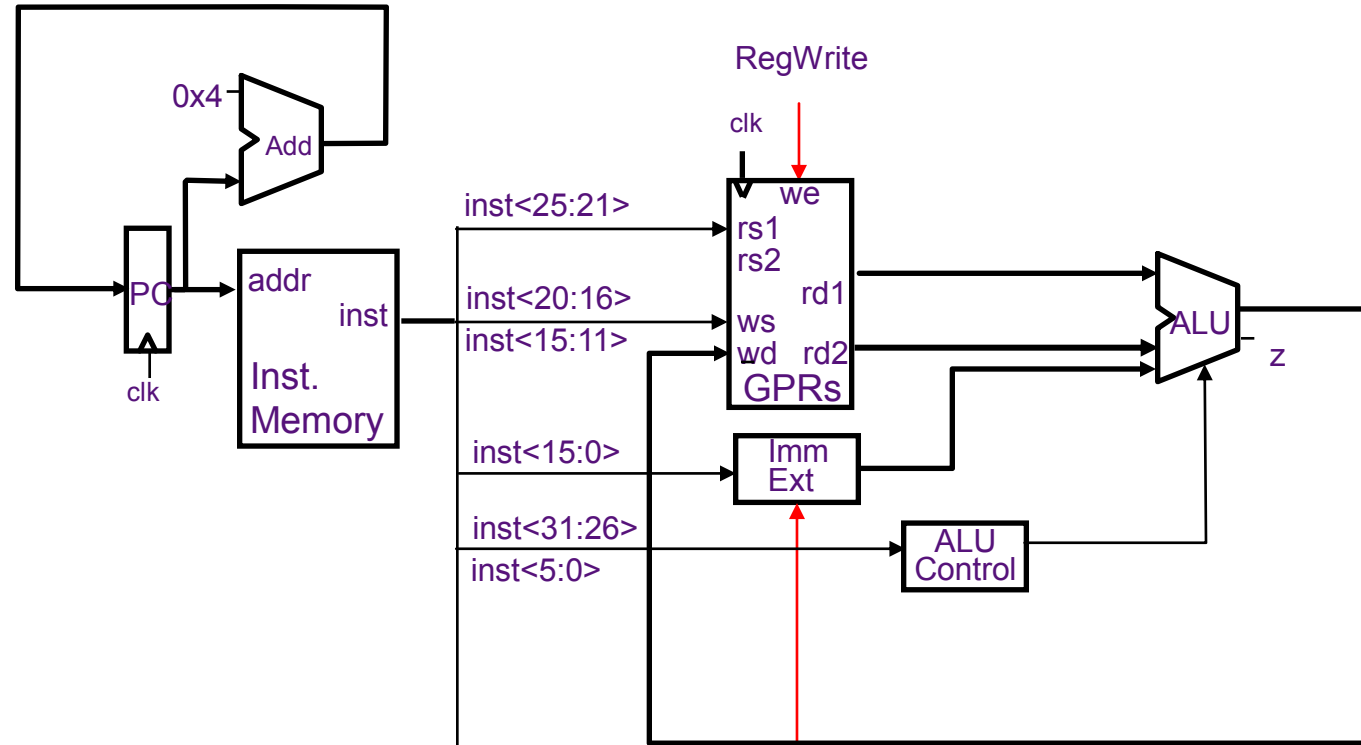
$rt \leftarrow (rs) \text{ op } \text{immediate}$

Datapath: Reg-Imm ALU Instructions



$rt \leftarrow (rs) \text{ op } \text{immediate}$

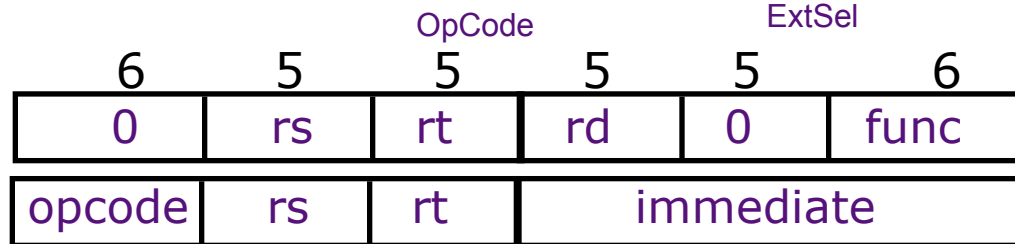
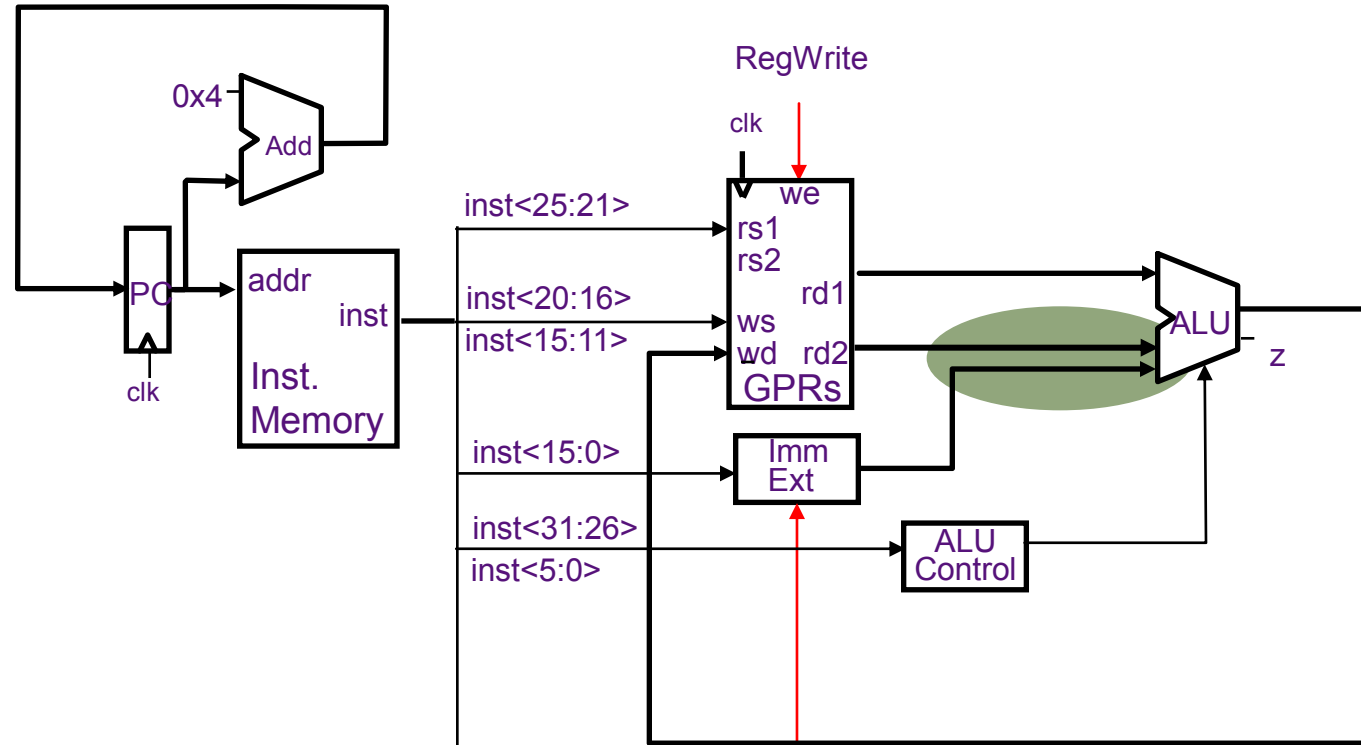
Conflicts in Merging Datapath



$rd \leftarrow (rs) \text{ func } (rt)$

$rt \leftarrow (rs) \text{ op } \text{immediate}$

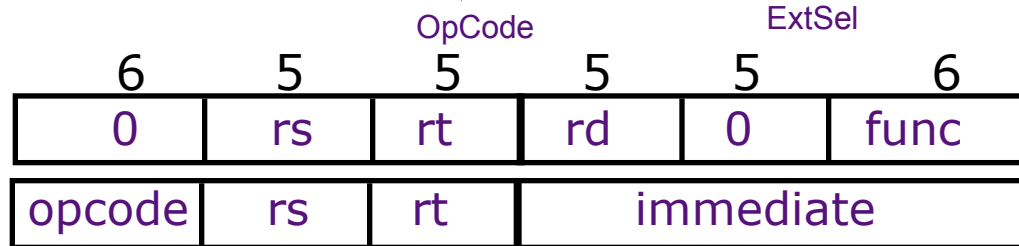
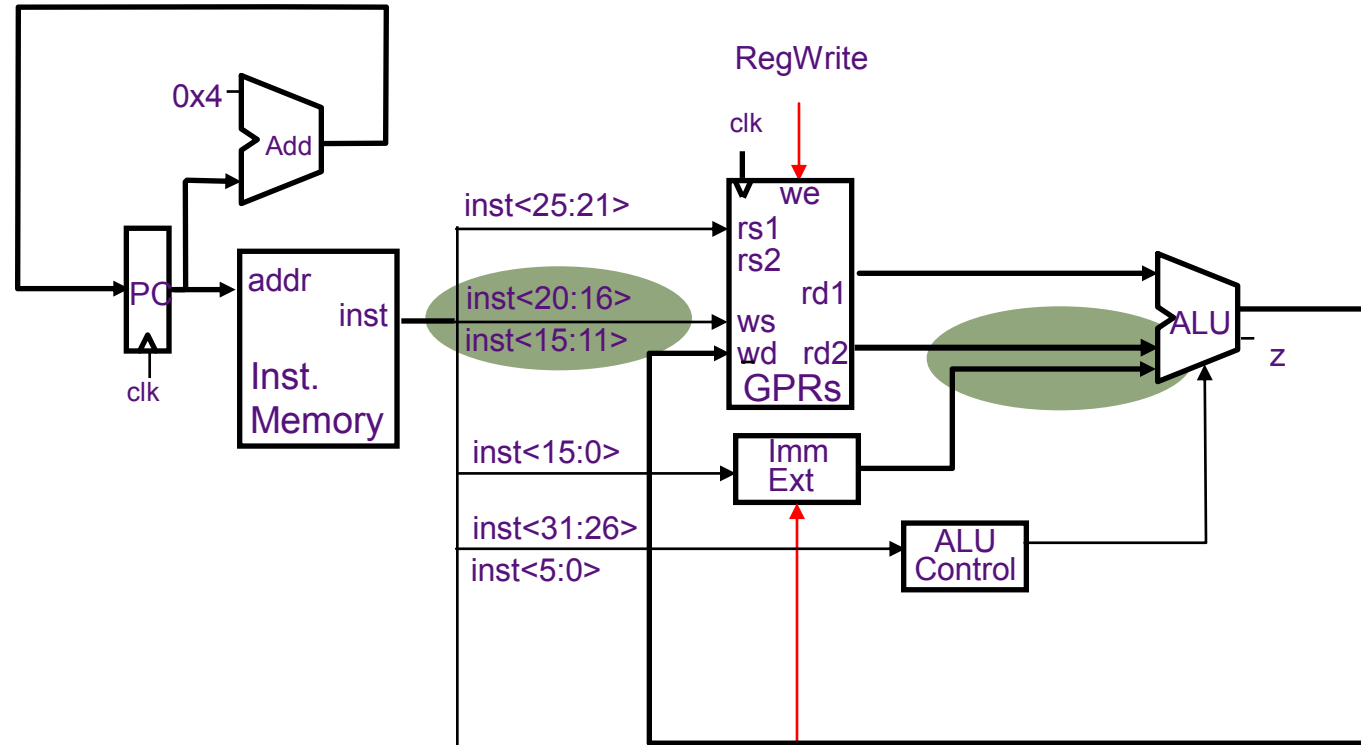
Conflicts in Merging Datapath



$rd \leftarrow (rs) \text{ func } (rt)$

$rt \leftarrow (rs) \text{ op } \text{immediate}$

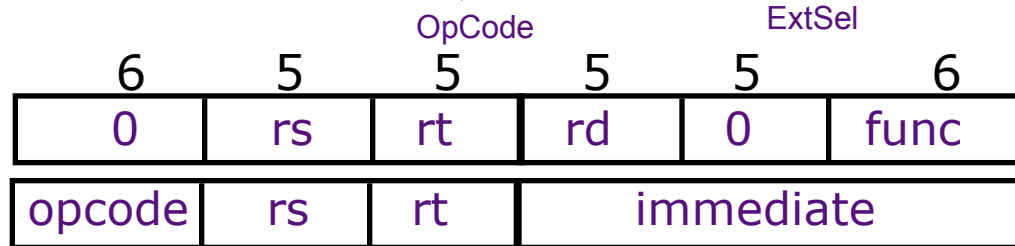
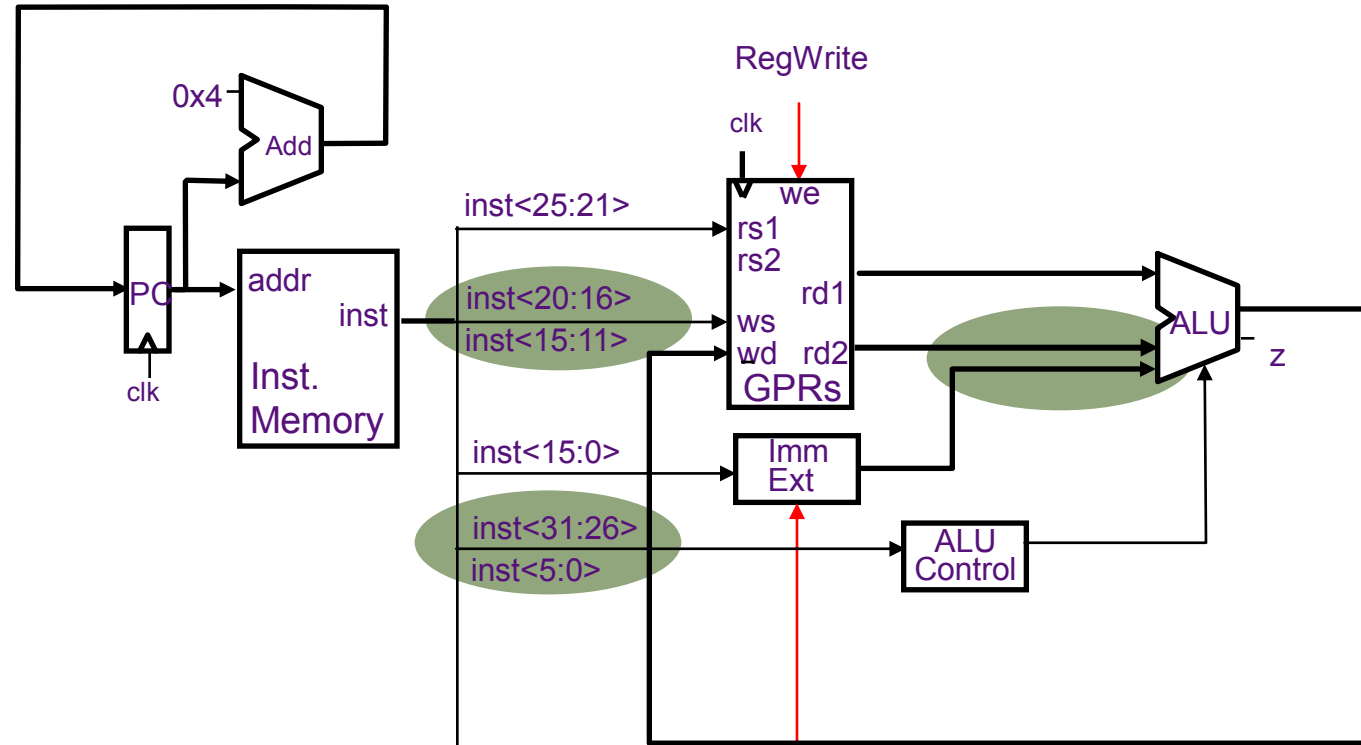
Conflicts in Merging Datapath



$rd \leftarrow (rs) \text{ func } (rt)$

$rt \leftarrow (rs) \text{ op } \text{immediate}$

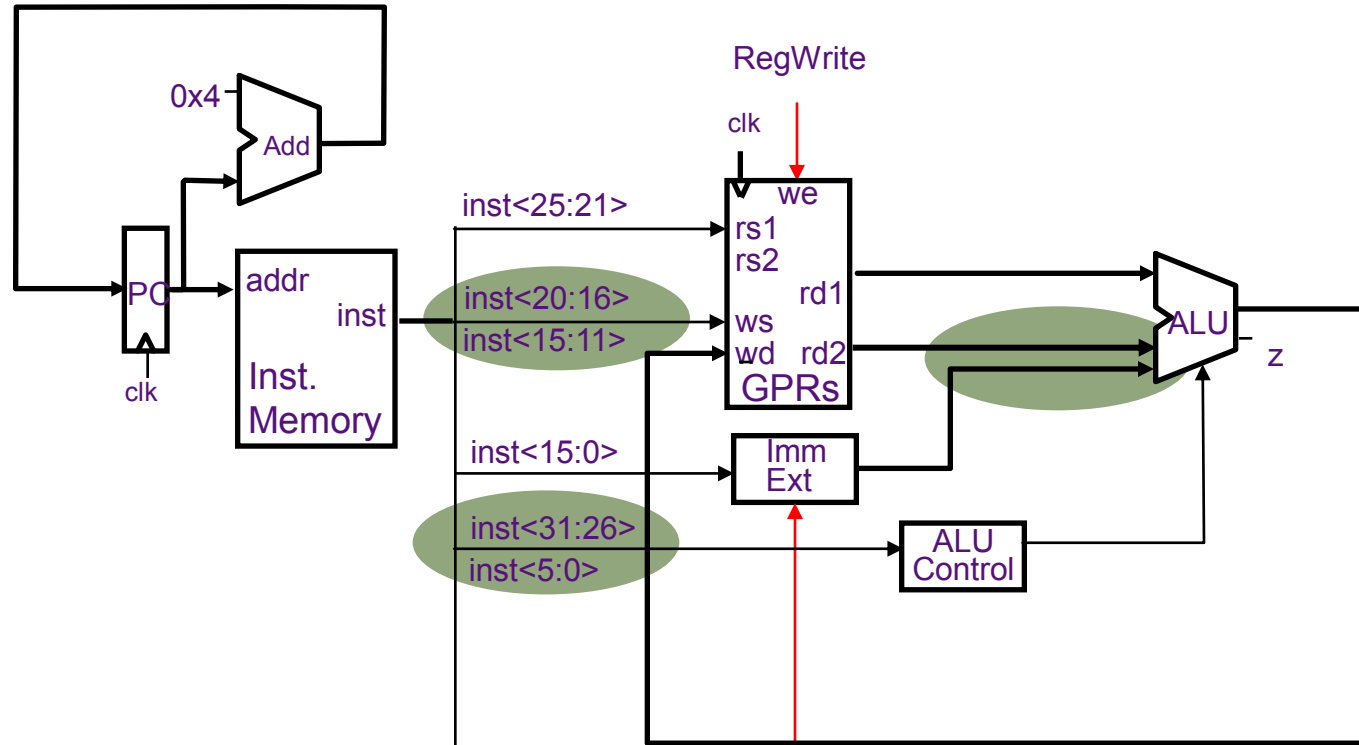
Conflicts in Merging Datapath



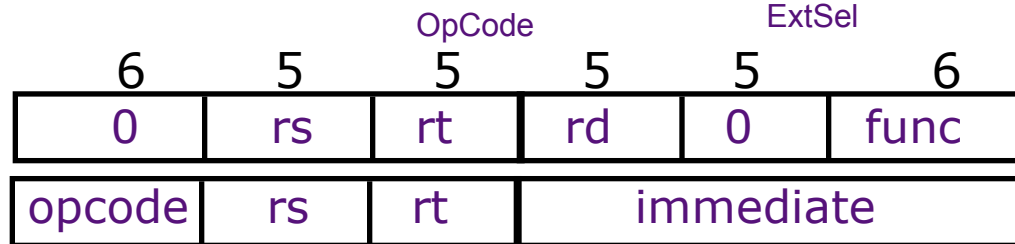
$rd \leftarrow (rs) \text{ func } (rt)$

$rt \leftarrow (rs) \text{ op } \text{immediate}$

Conflicts in Merging Datapath



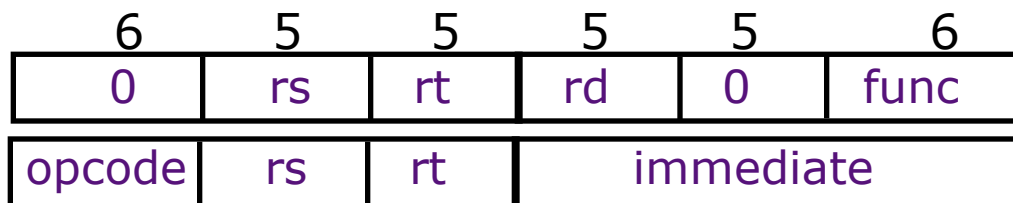
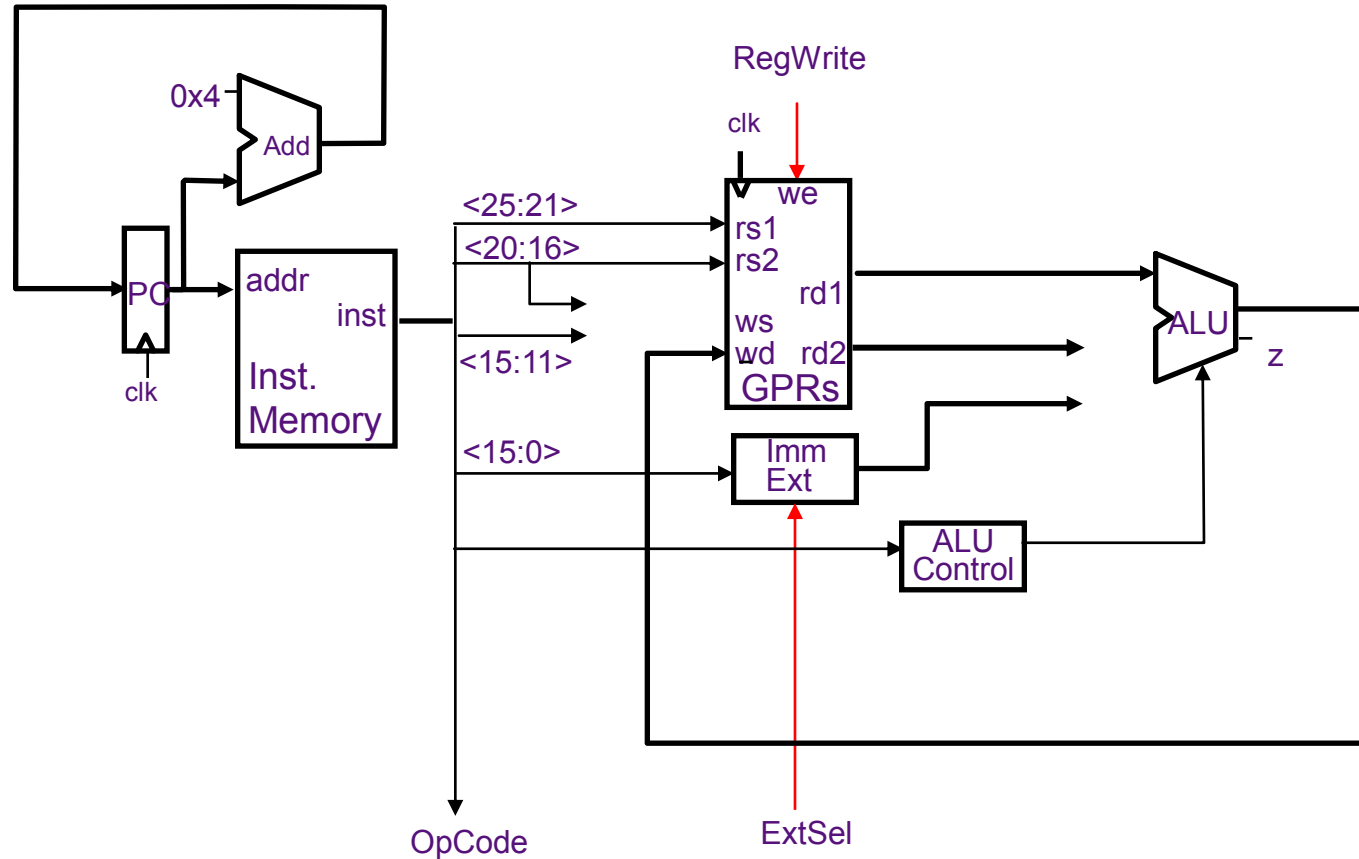
Introduce muxes



$rd \leftarrow (rs) \text{ func } (rt)$

$rt \leftarrow (rs) \text{ op } \text{immediate}$

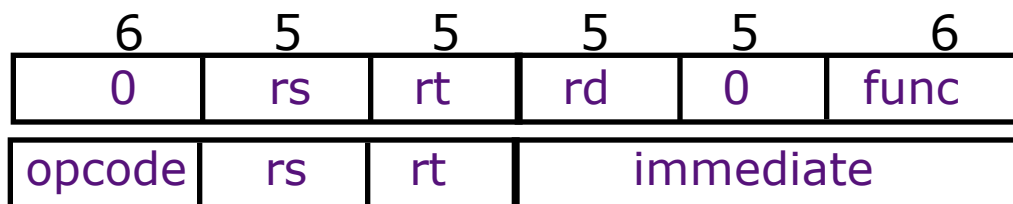
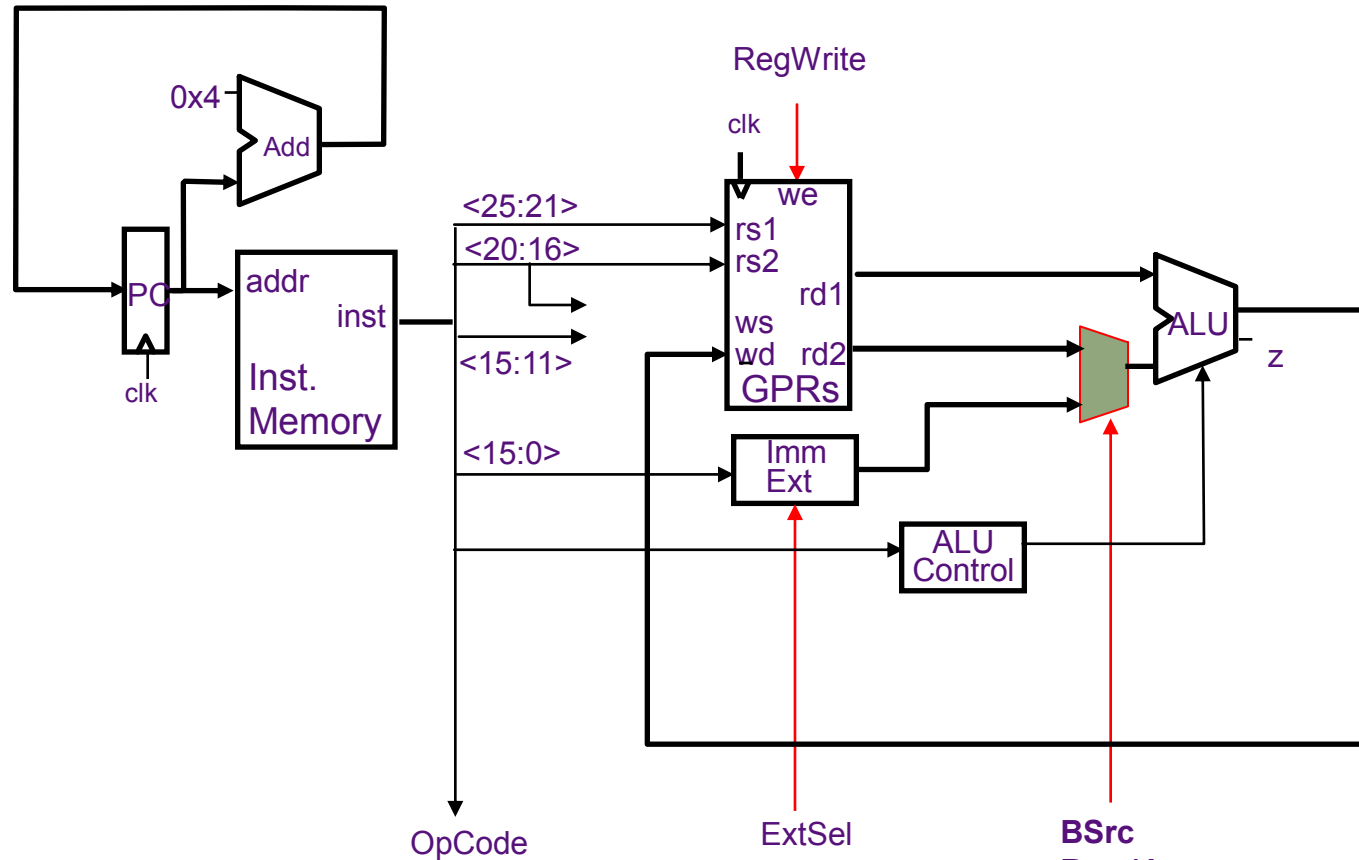
Datapath for ALU Instructions



$rd \leftarrow (rs) \text{ func } (rt)$

$rt \leftarrow (rs) \text{ op } \text{immediate}$

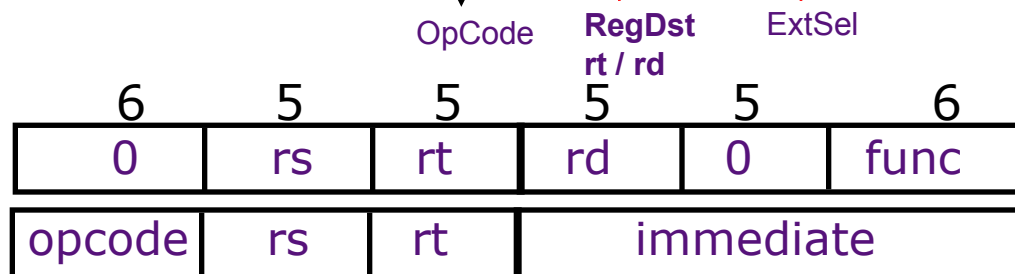
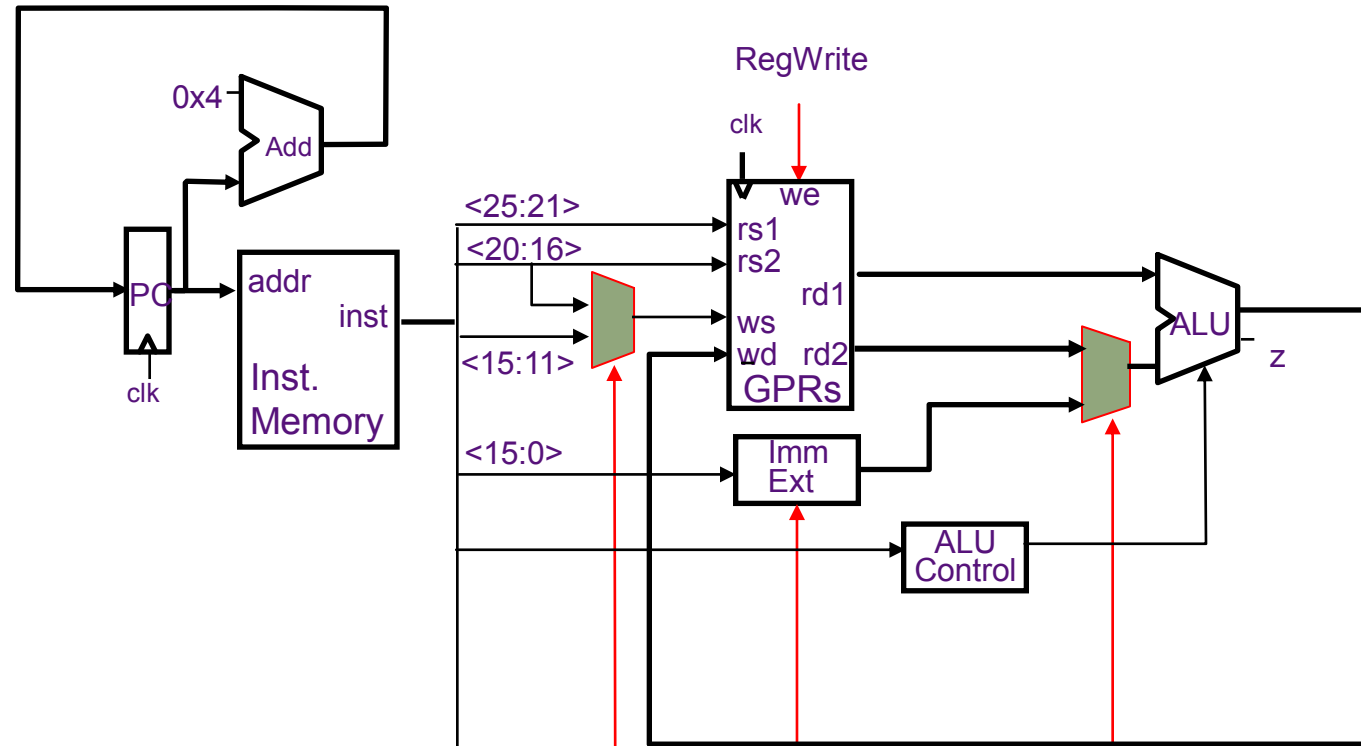
Datapath for ALU Instructions



$rd \leftarrow (rs) \text{ func } (rt)$

$rt \leftarrow (rs) \text{ op } \text{immediate}$

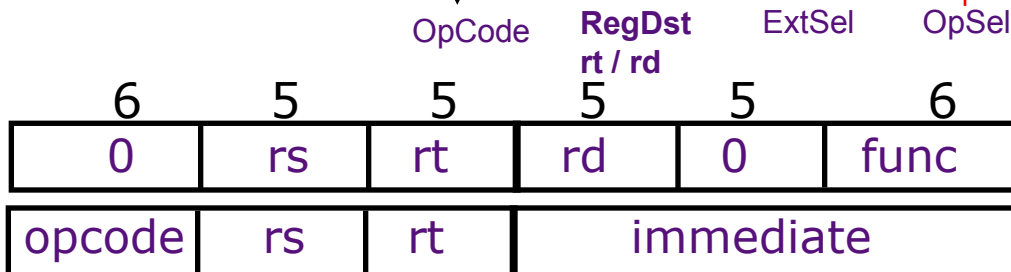
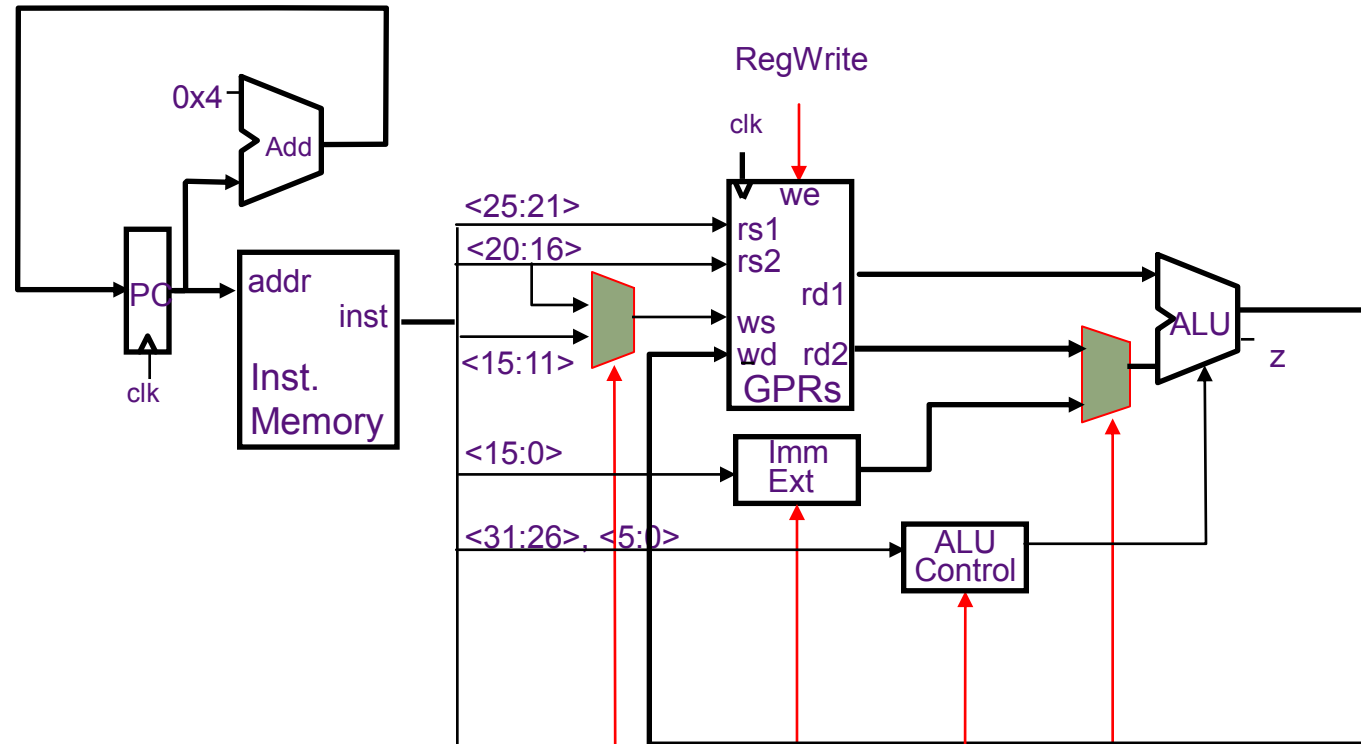
Datapath for ALU Instructions



$rd \leftarrow (rs) \text{ func } (rt)$

$rt \leftarrow (rs) \text{ op } \text{immediate}$

Datapath for ALU Instructions



$rd \leftarrow (rs) \text{ func } (rt)$

$rt \leftarrow (rs) \text{ op } \text{immediate}$

Datapath for Memory Instructions

Should program and data memory be separate?

Harvard style: separate (Aiken and Mark 1 influence)

- read-only program memory
- read/write data memory

Princeton style: the same (von Neumann's influence)

- single read/write memory for program and data

Datapath for Memory Instructions

Should program and data memory be separate?

Harvard style: separate (Aiken and Mark 1 influence)

- read-only program memory
- read/write data memory

- Note:

There must be a way to load the program memory

Princeton style: the same (von Neumann's influence)

- single read/write memory for program and data

Datapath for Memory Instructions

Should program and data memory be separate?

Harvard style: separate (Aiken and Mark 1 influence)

- read-only program memory
- read/write data memory

- Note:

There must be a way to load the program memory

Princeton style: the same (von Neumann's influence)

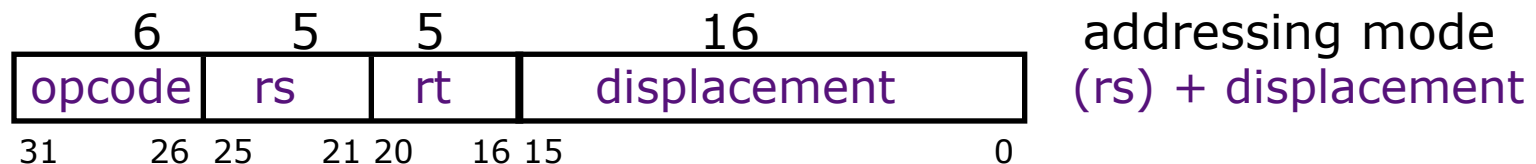
- single read/write memory for program and data

- Note:

Executing a Load or Store instruction requires accessing the memory more than once

Load/Store Instructions

Harvard Datapath



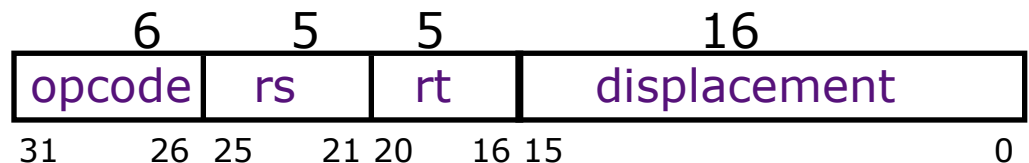
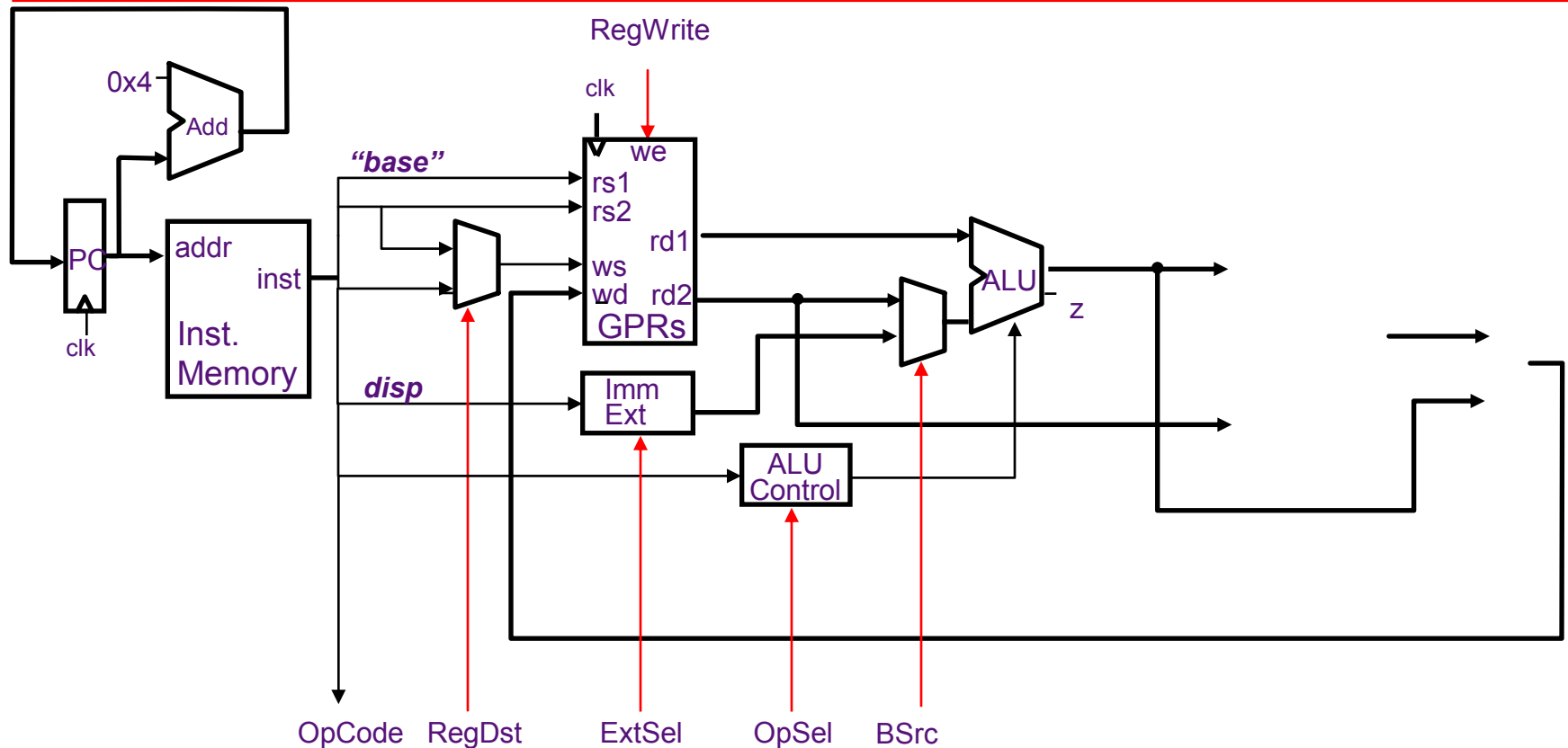
addressing mode
(rs) + displacement

rs is the base register

rt is the destination of a Load or the source for a Store

Load/Store Instructions

Harvard Datapath



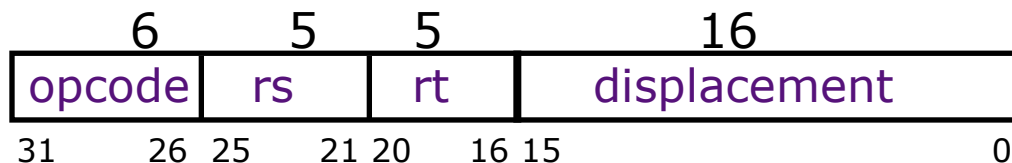
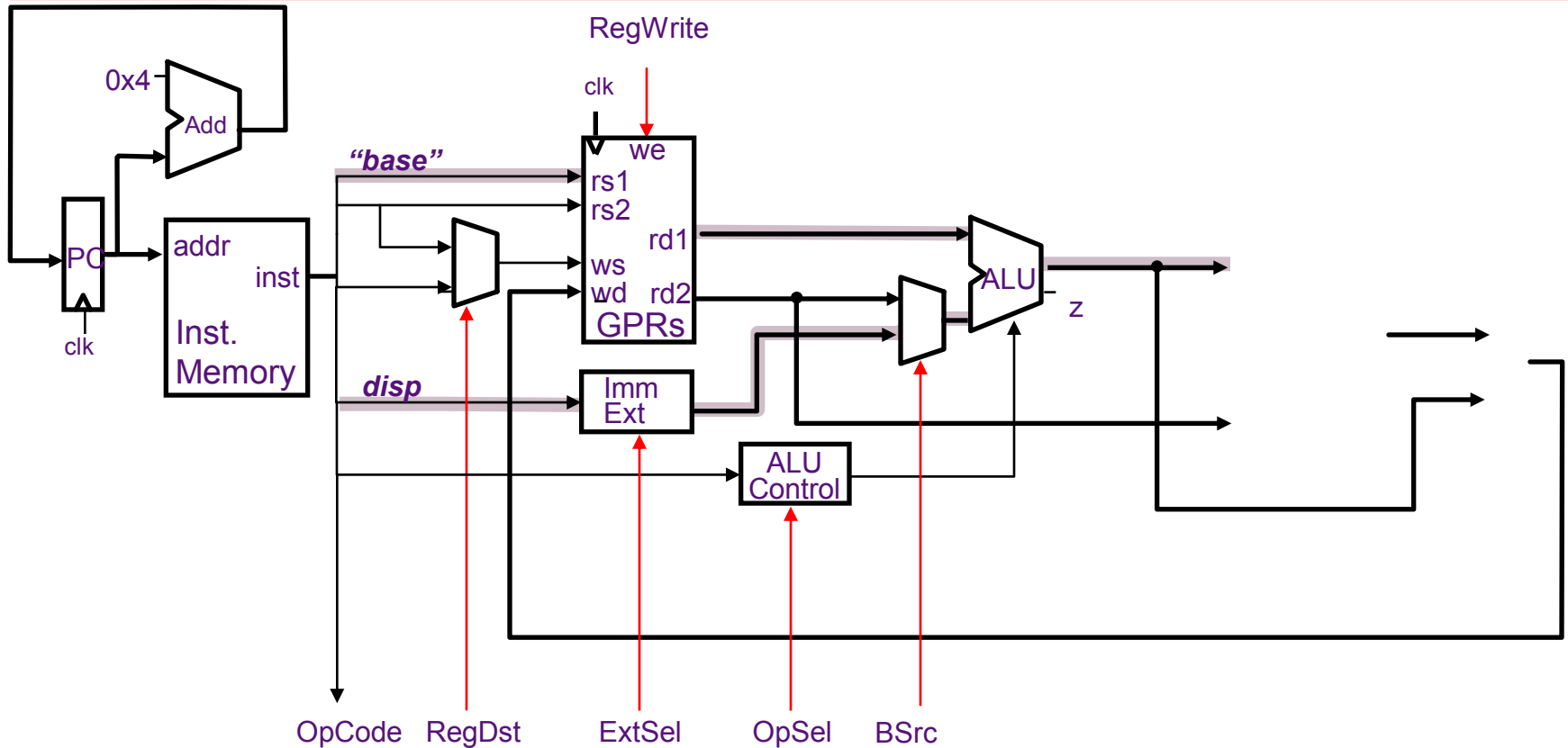
addressing mode
(rs) + displacement

rs is the base register

rt is the destination of a Load or the source for a Store

Load/Store Instructions

Harvard Datapath



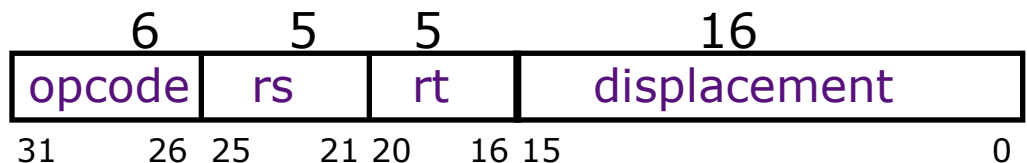
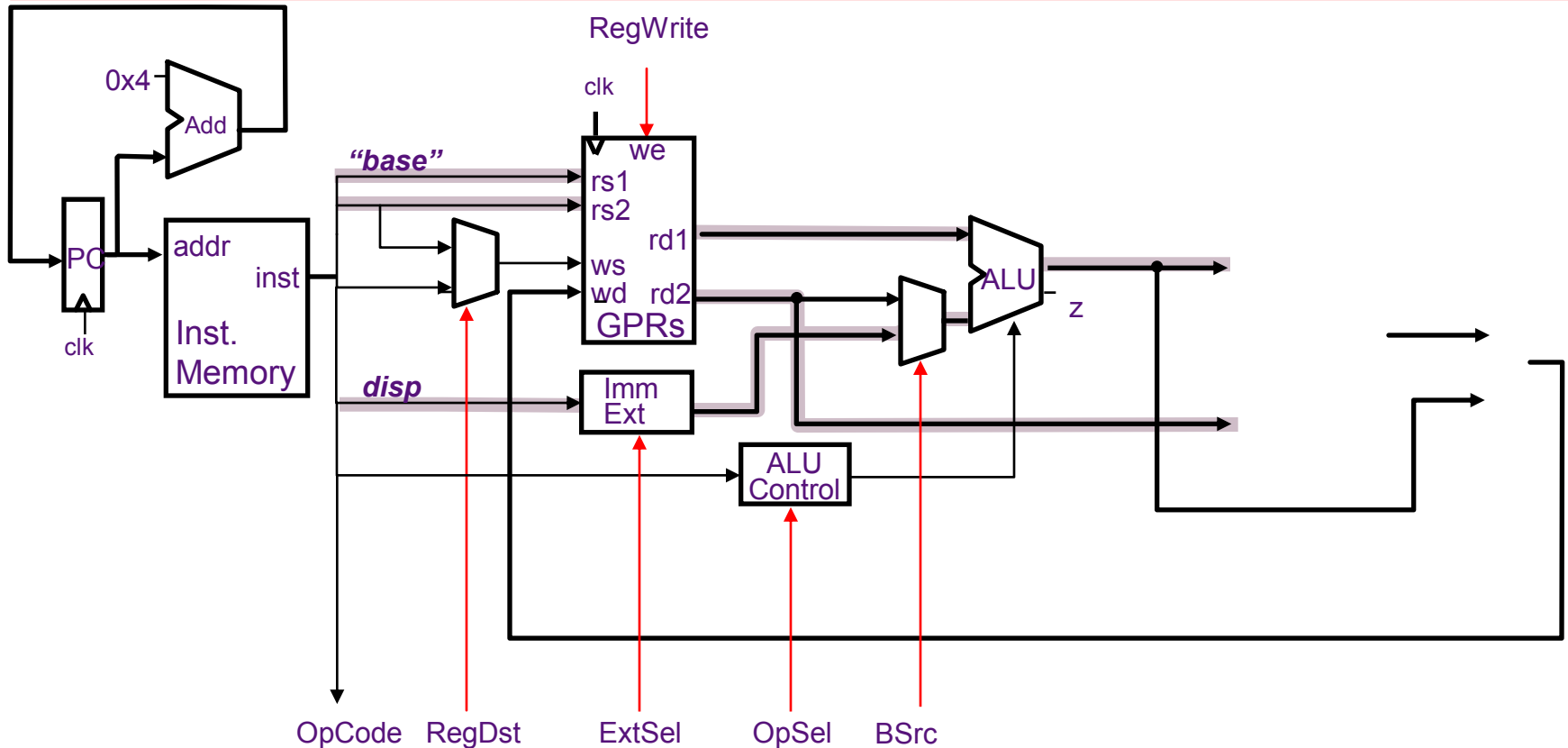
addressing mode
(rs) + displacement

rs is the base register

rt is the destination of a Load or the source for a Store

Load/Store Instructions

Harvard Datapath



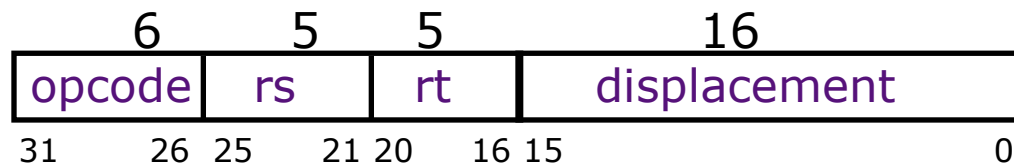
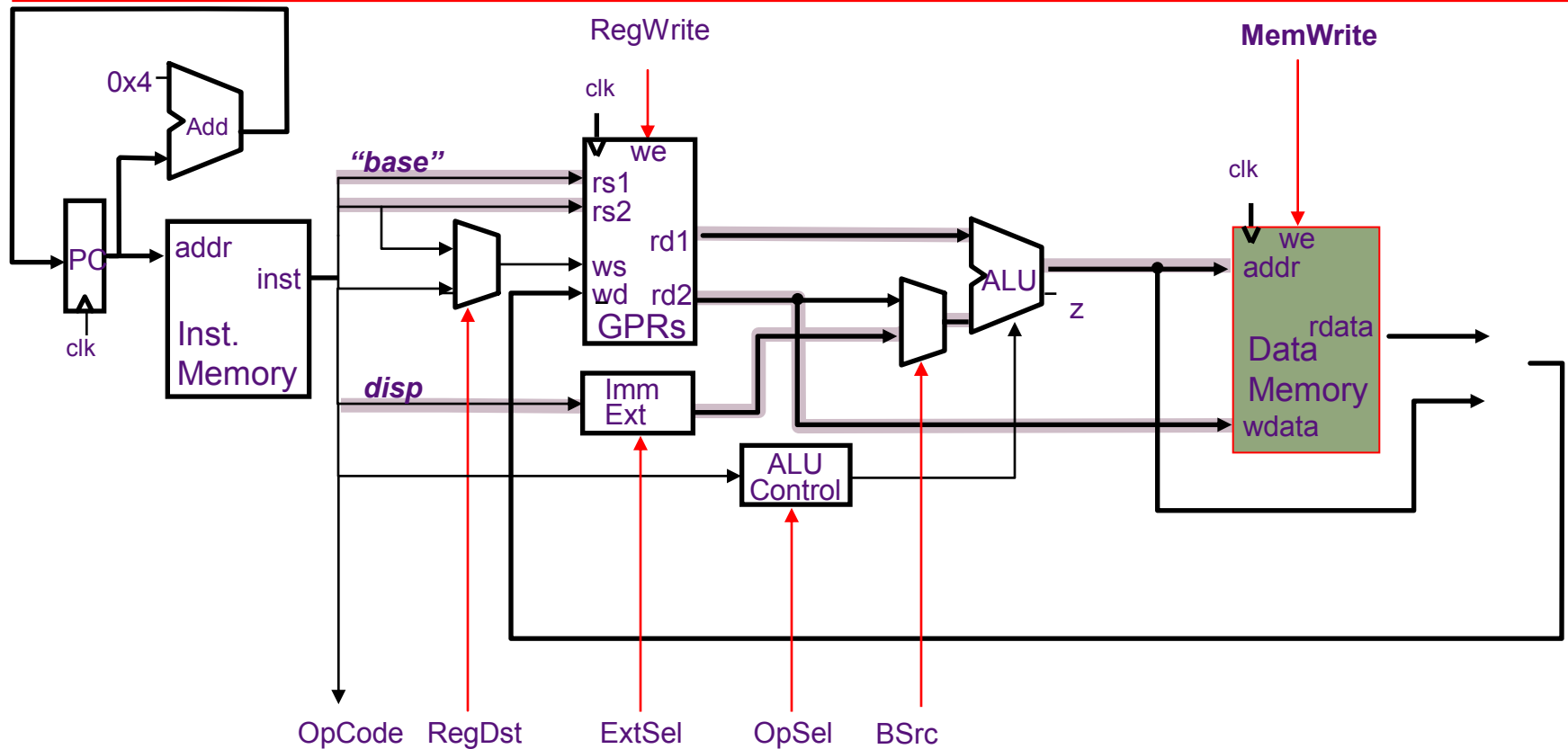
addressing mode
(rs) + displacement

rs is the base register

rt is the destination of a Load or the source for a Store

Load/Store Instructions

Harvard Datapath



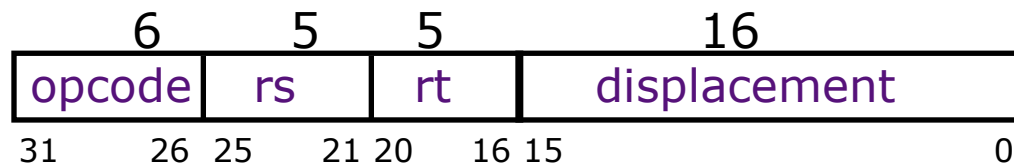
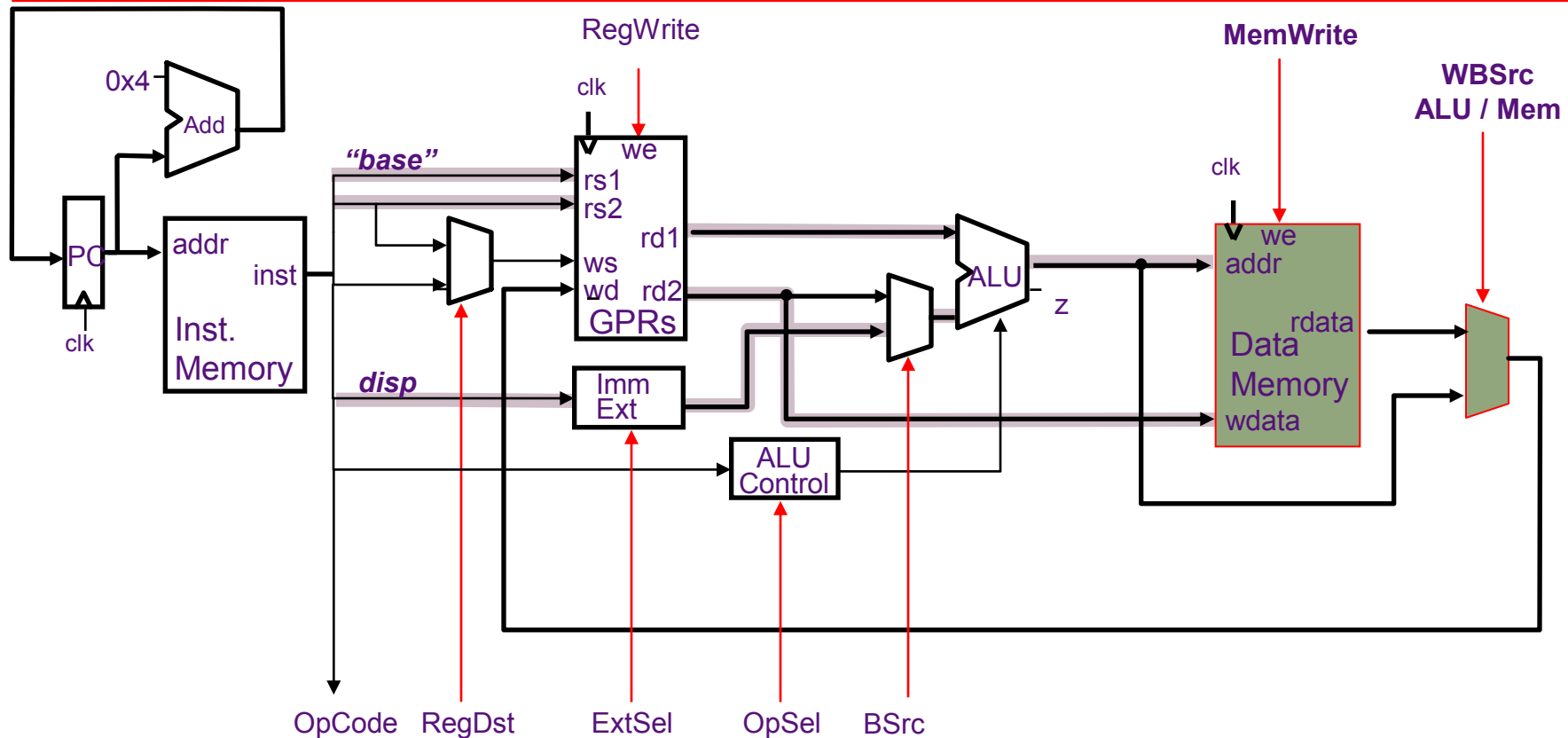
addressing mode
(rs) + displacement

rs is the base register

rt is the destination of a Load or the source for a Store

Load/Store Instructions

Harvard Datapath



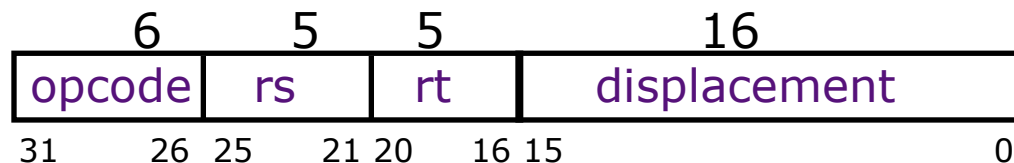
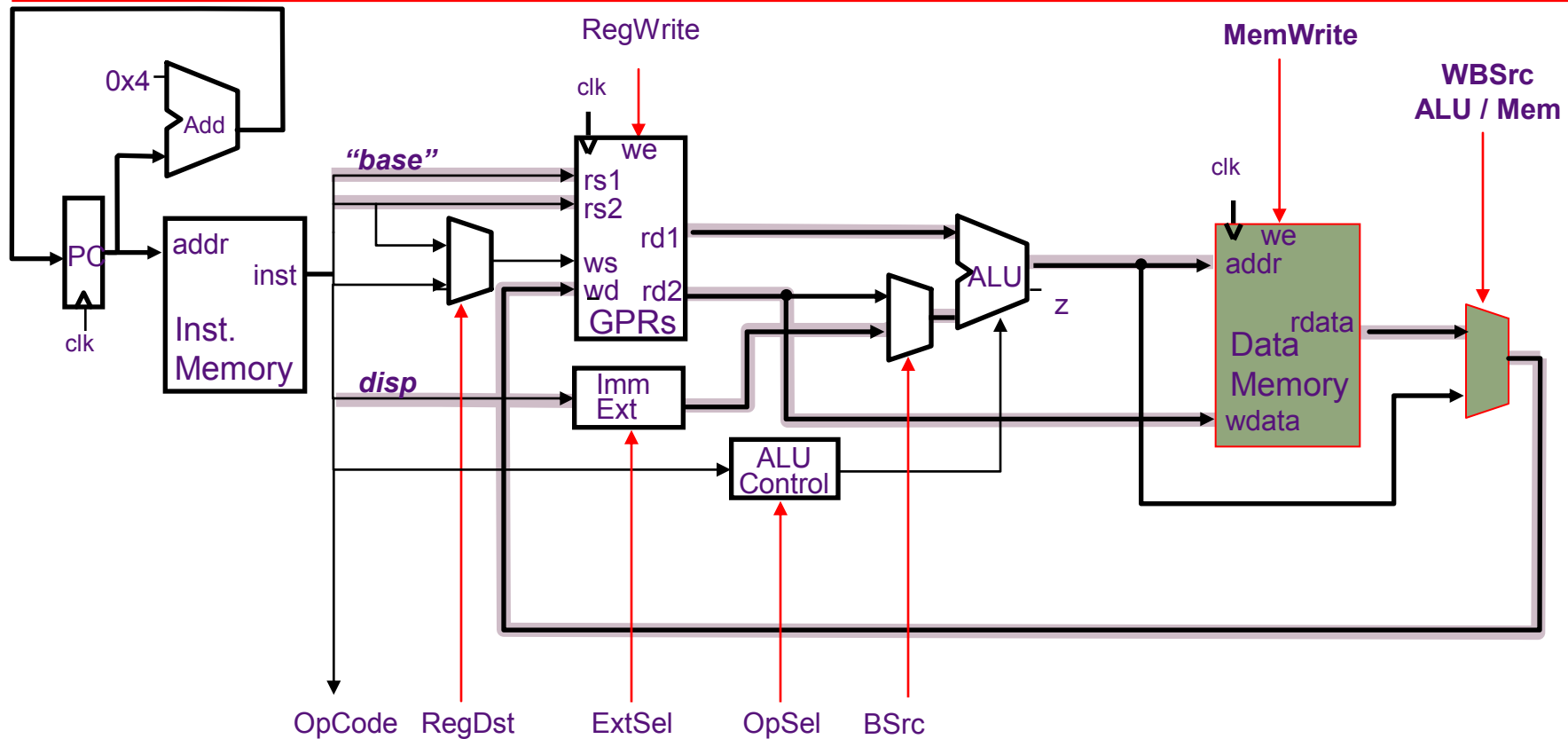
addressing mode
(rs) + displacement

rs is the base register

rt is the destination of a Load or the source for a Store

Load/Store Instructions

Harvard Datapath



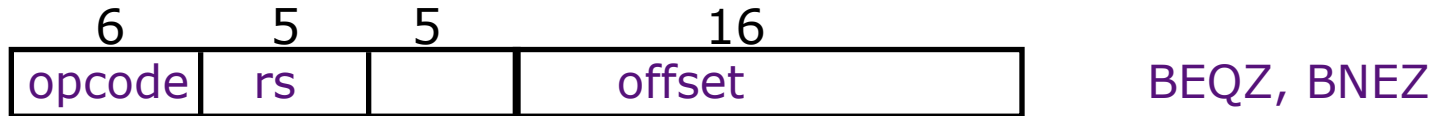
addressing mode
(rs) + displacement

rs is the base register

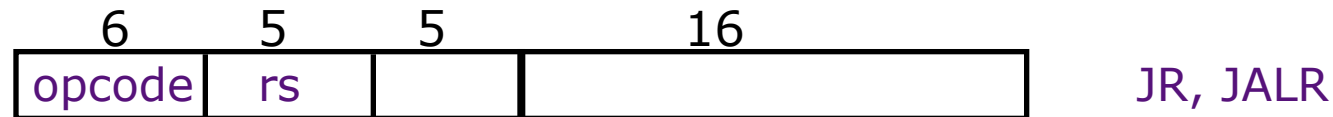
rt is the destination of a Load or the source for a Store

MIPS Control Instructions

Conditional (on GPR) PC-relative branch



Unconditional register-indirect jumps

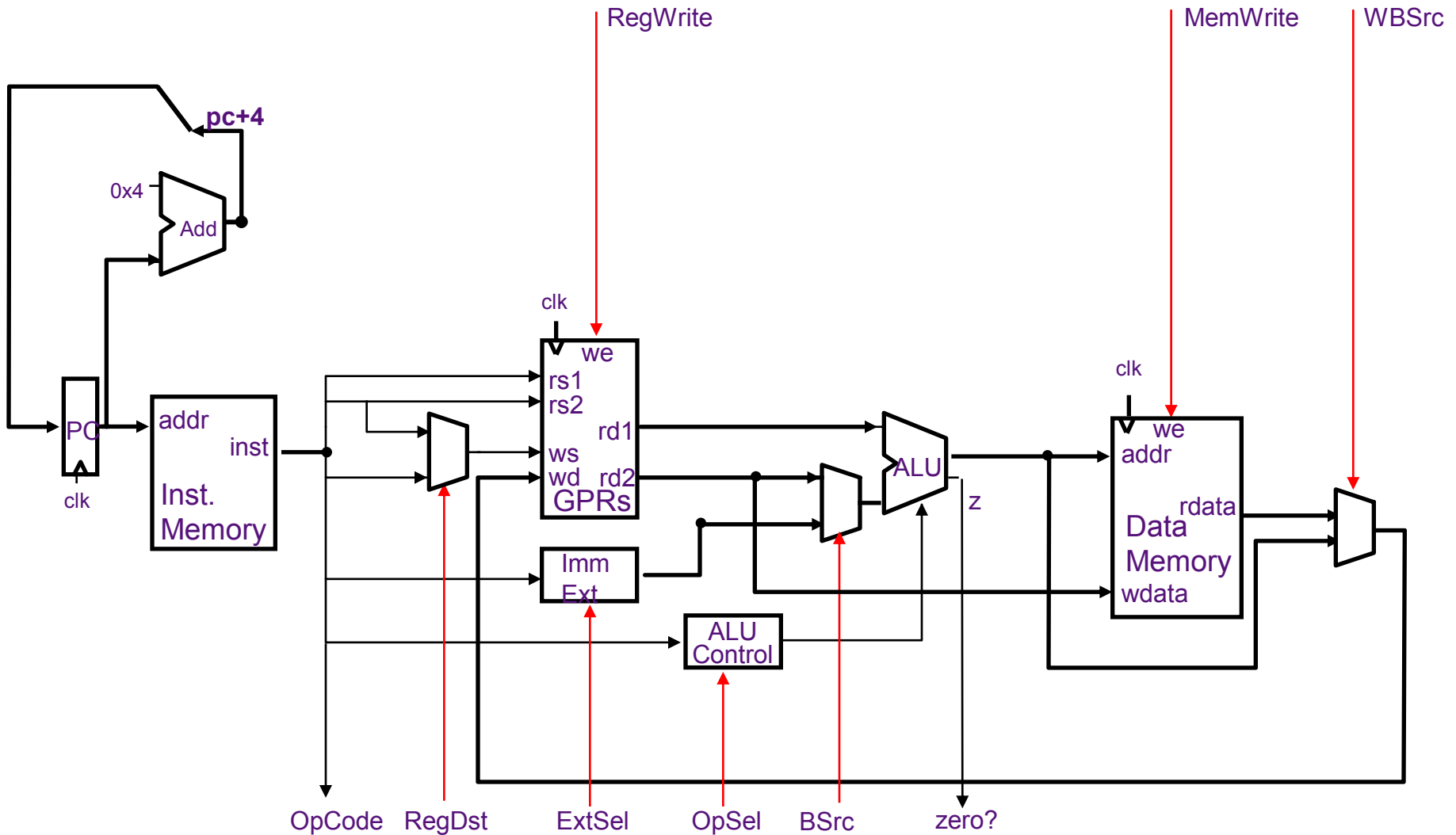


Unconditional absolute jumps

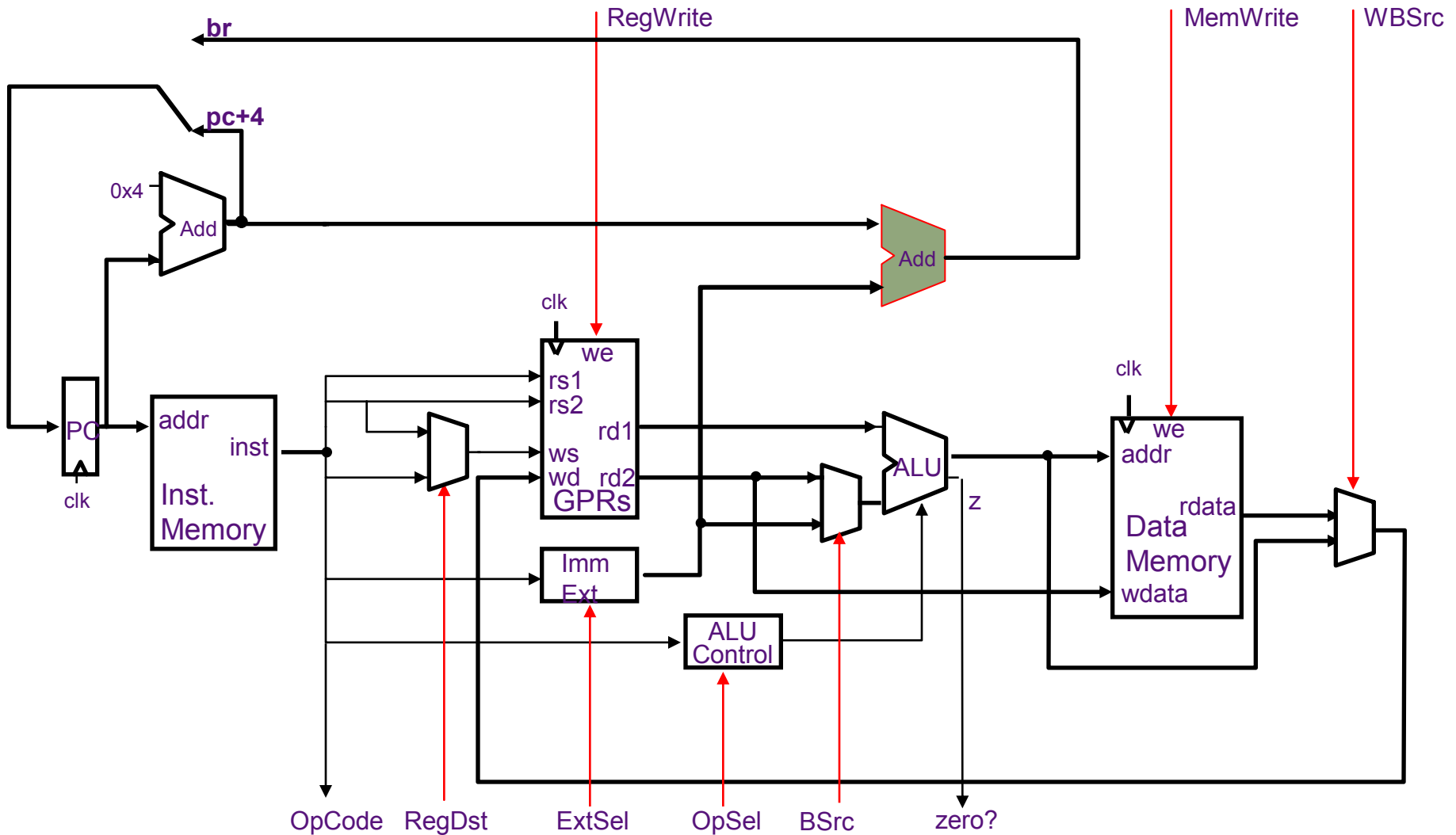


- PC-relative branches add $\text{offset} \times 4$ to $\text{PC}+4$ to calculate the target address (offset is in words): ± 128 KB range
- Absolute jumps append $\text{target} \times 4$ to $\text{PC}\langle 31:28 \rangle$ to calculate the target address: 256 MB range
- Jump-&-link stores $\text{PC}+4$ into the link register (R31)
- Control transfers are not delayed
we will worry about the branch delay slot later

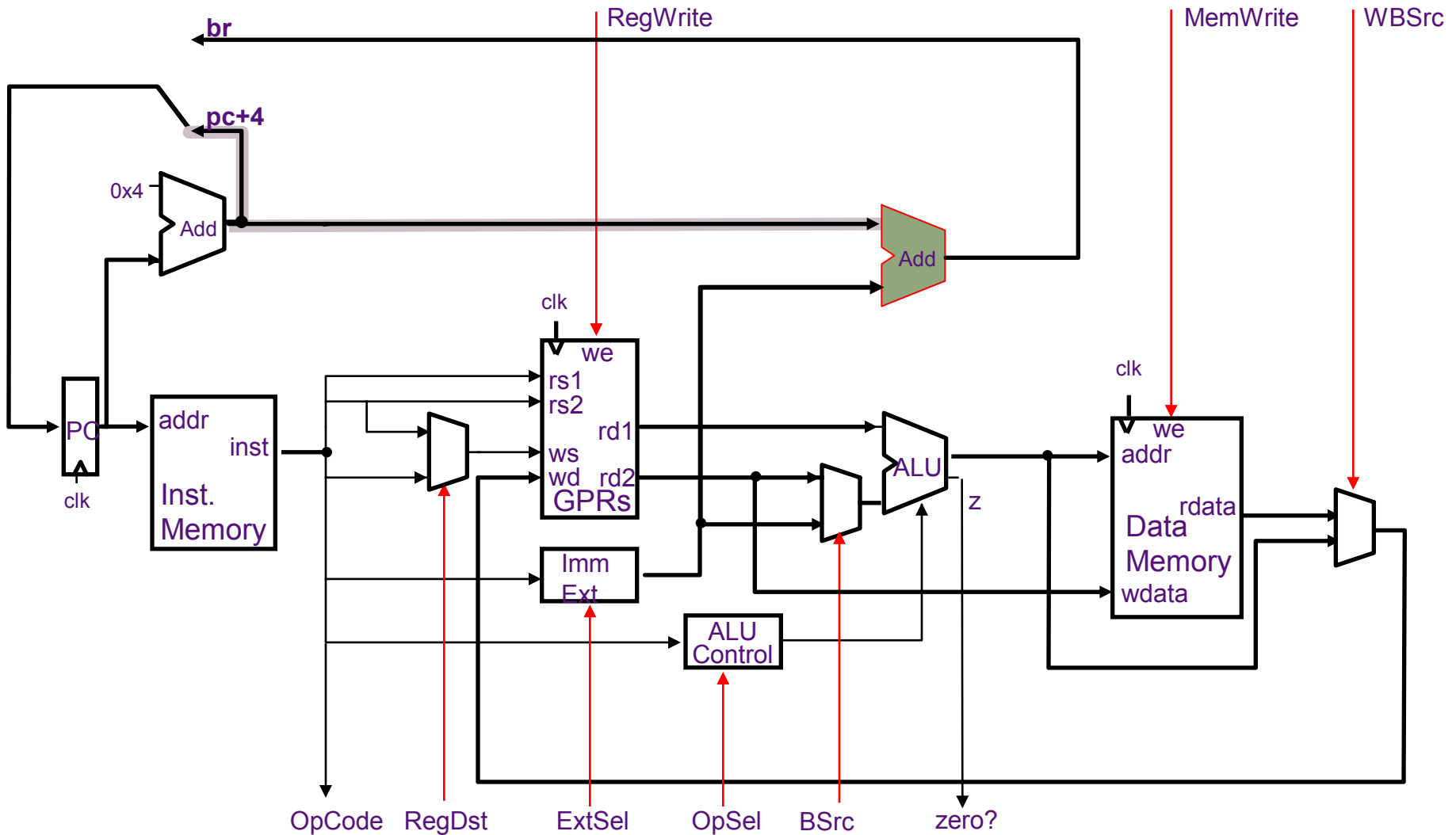
Conditional Branches (BEQZ, BNEZ)



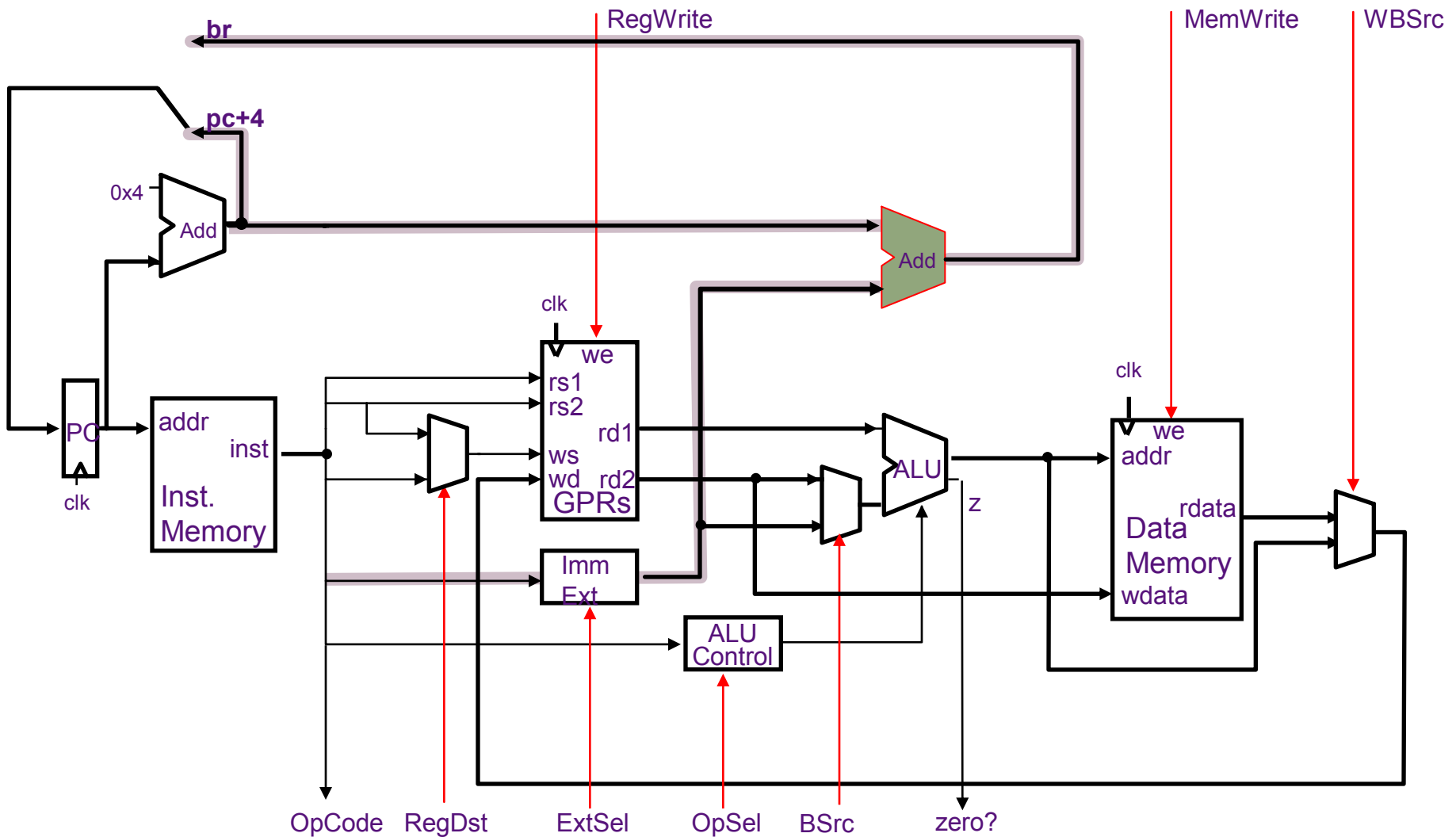
Conditional Branches (BEQZ, BNEZ)



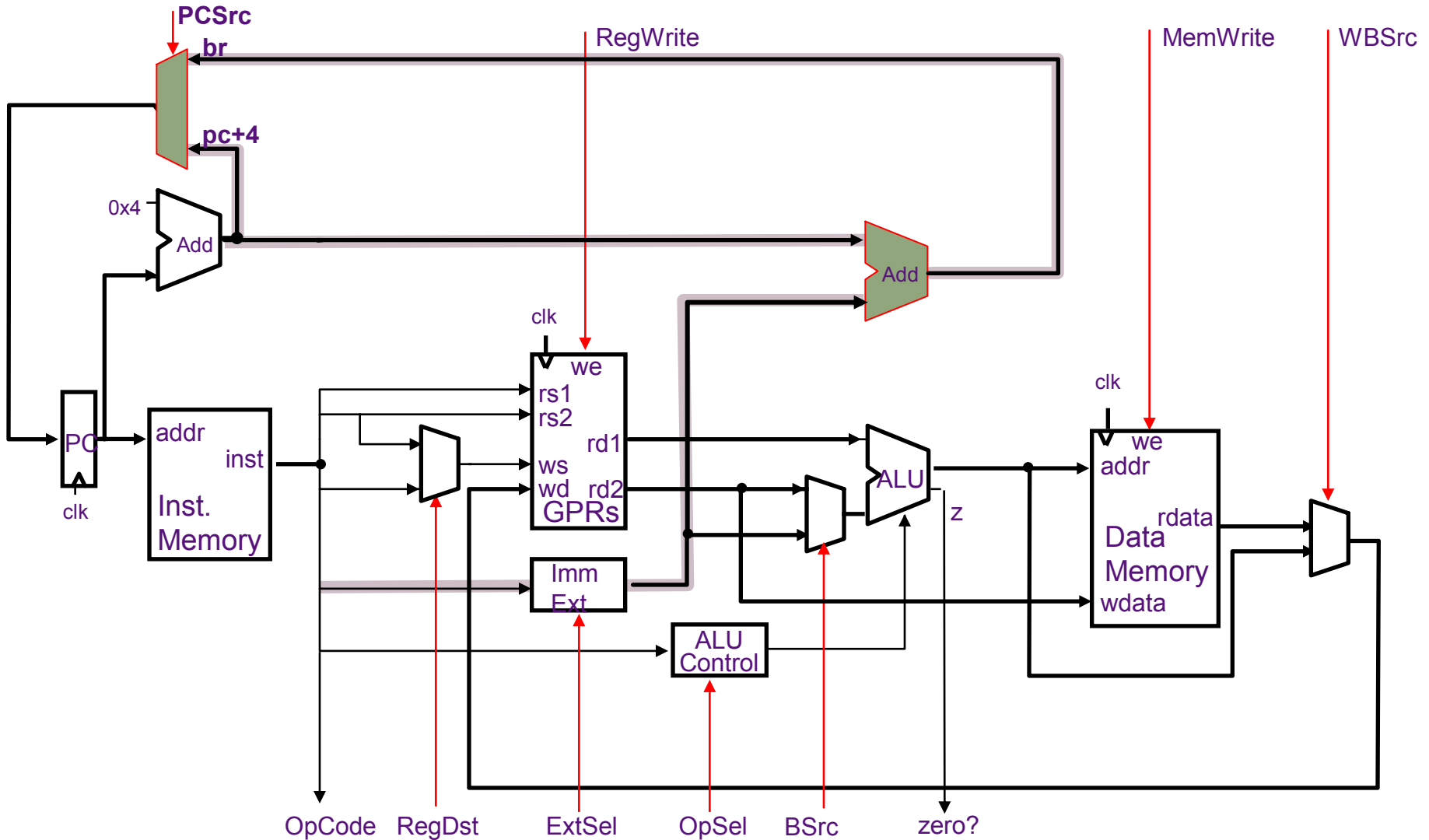
Conditional Branches (BEQZ, BNEZ)



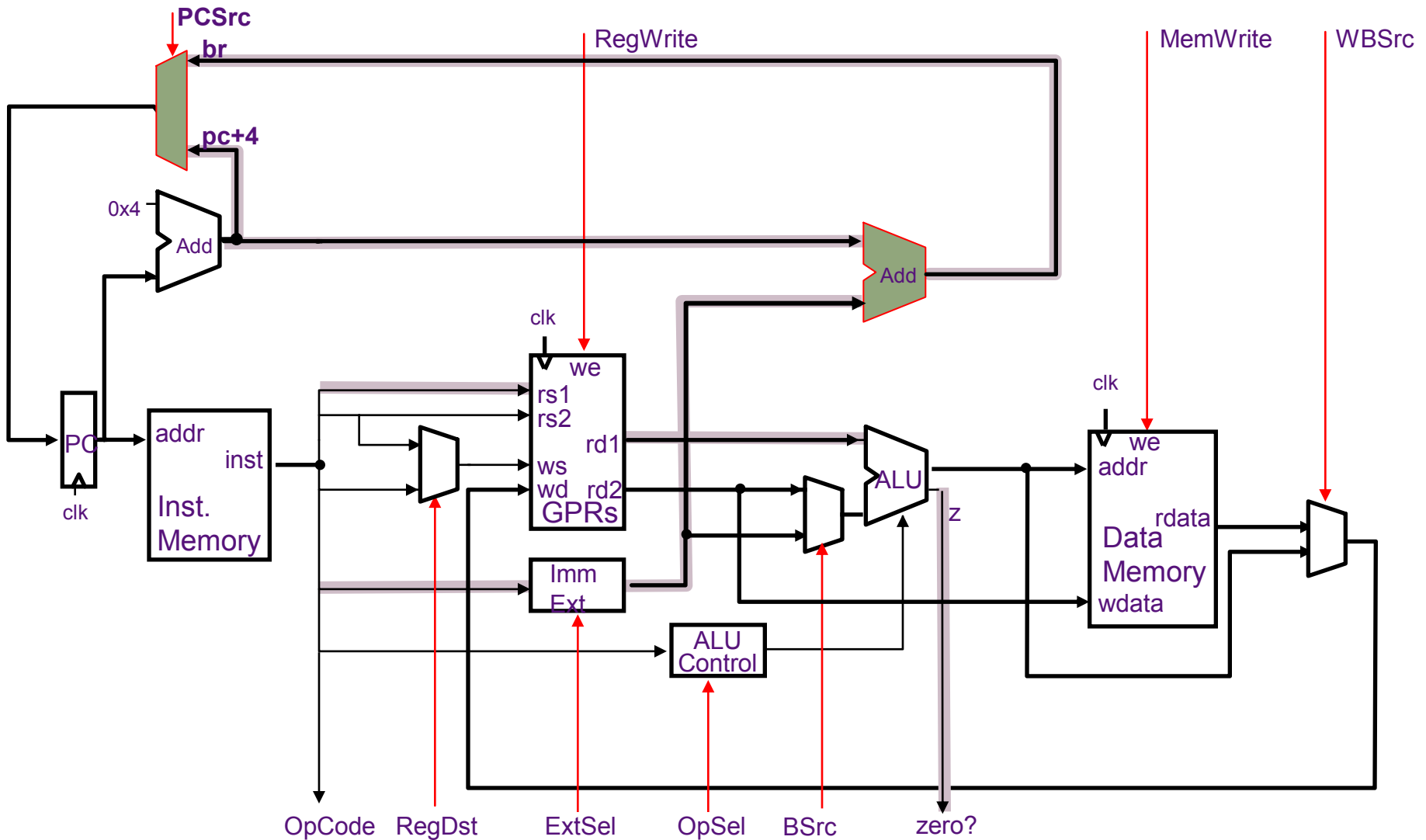
Conditional Branches (BEQZ, BNEZ)



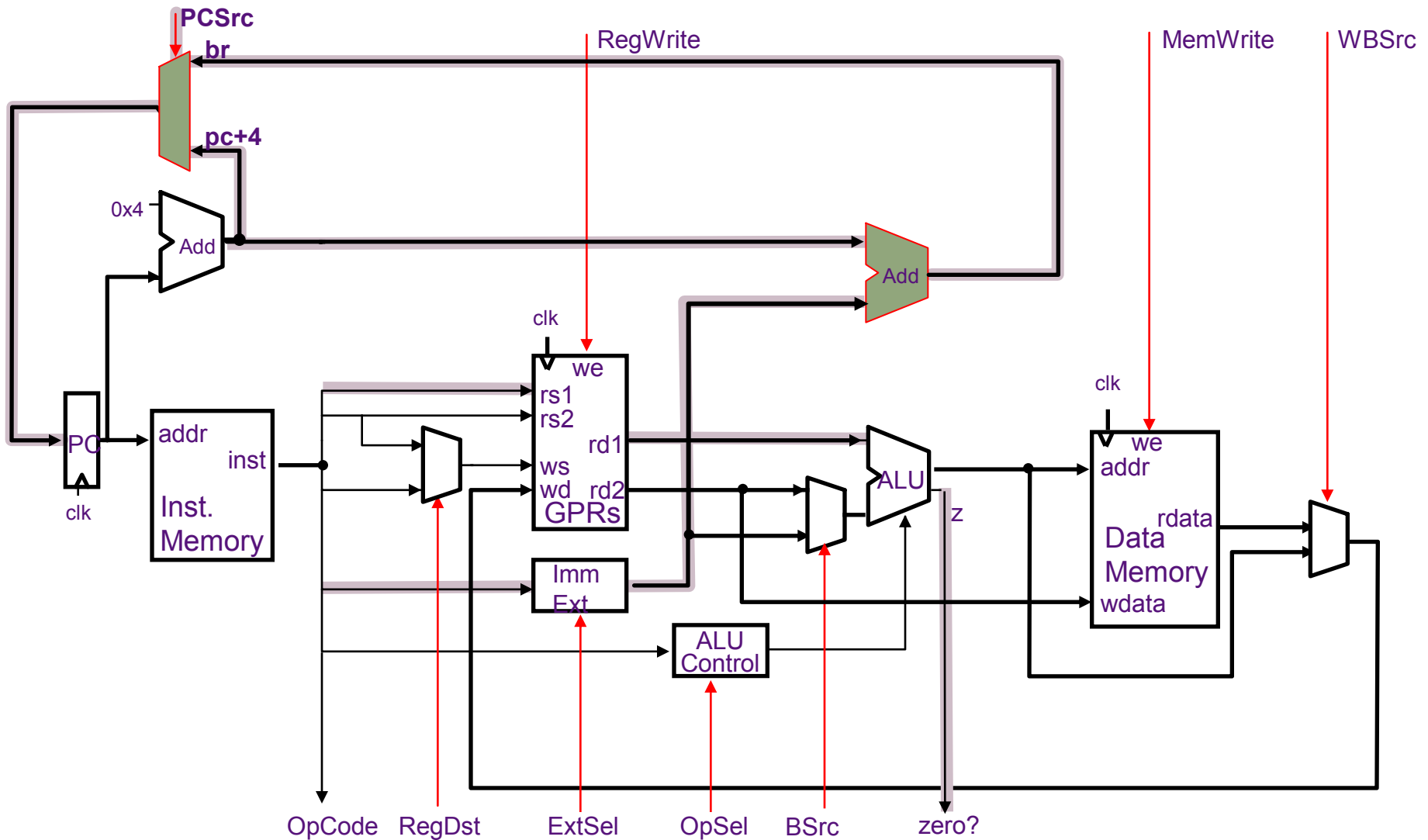
Conditional Branches (BEQZ, BNEZ)



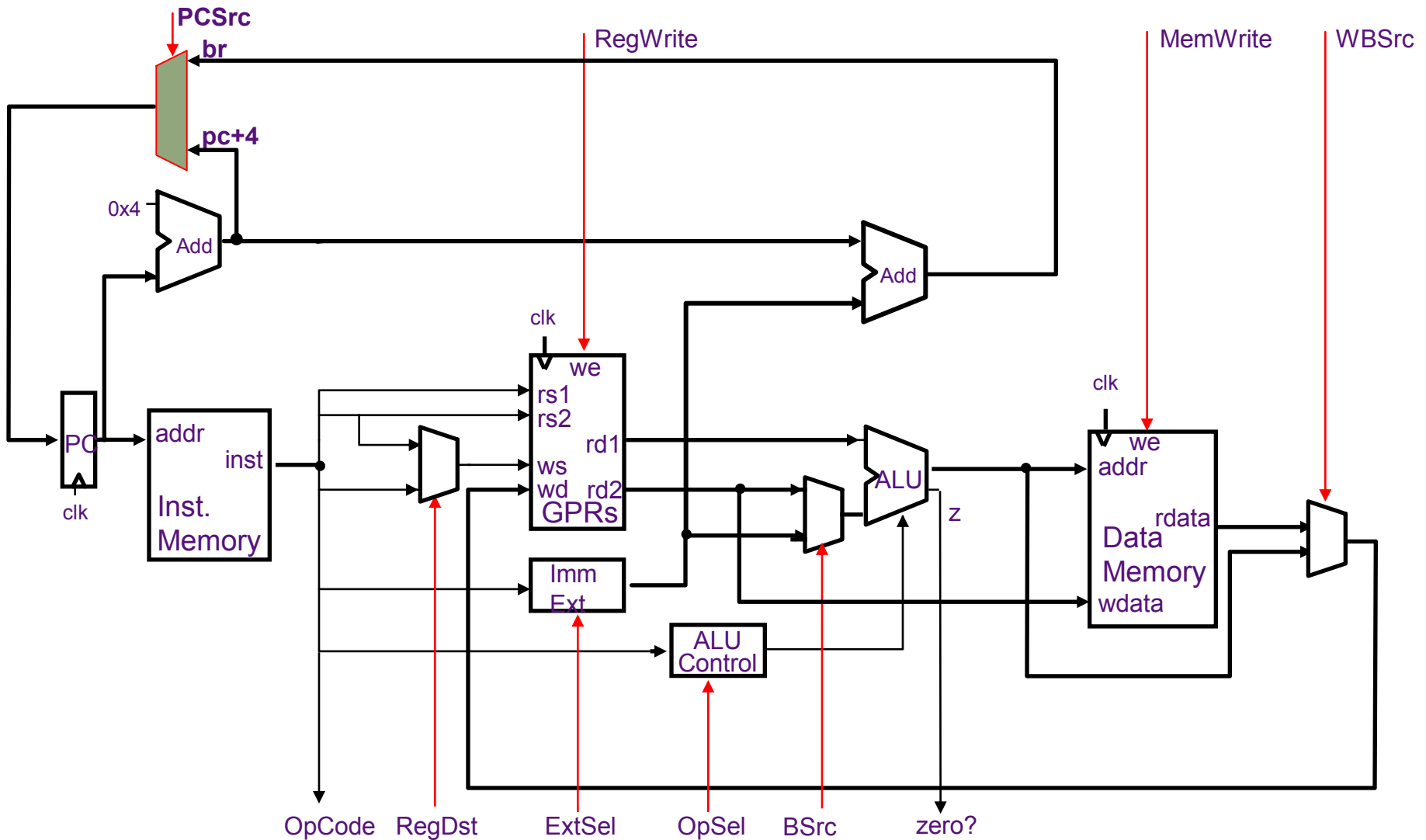
Conditional Branches (BEQZ, BNEZ)



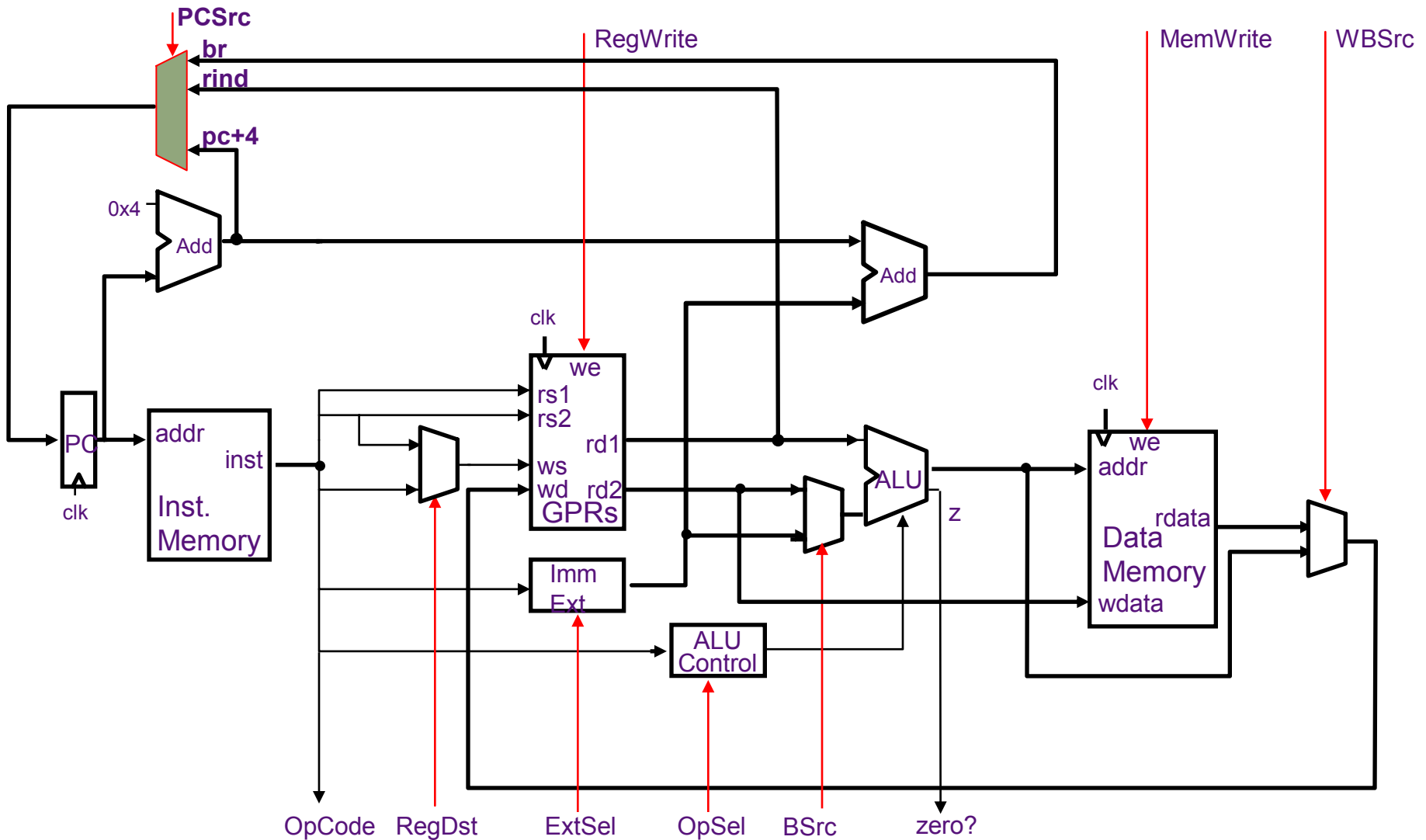
Conditional Branches (BEQZ, BNEZ)



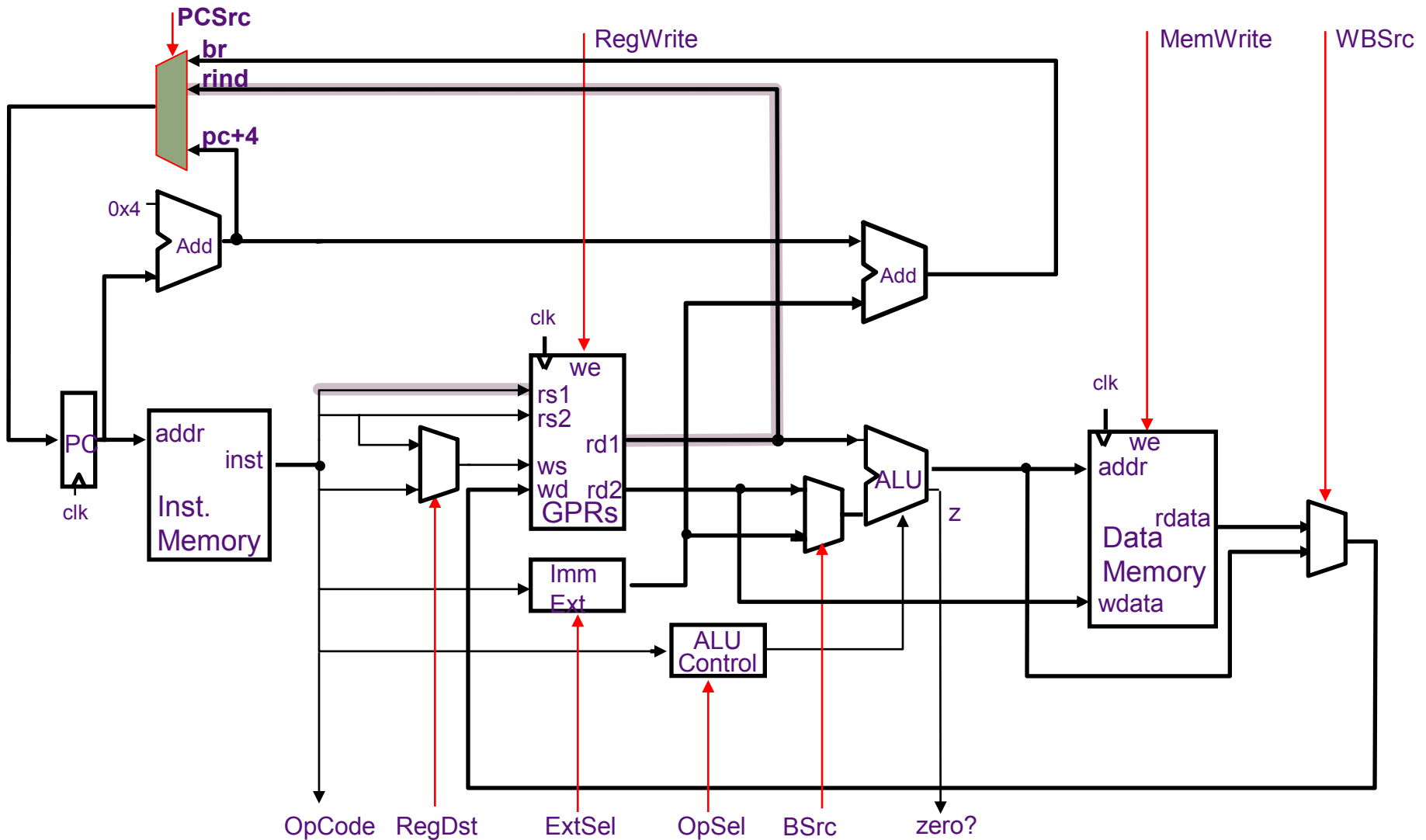
Register-Indirect Jumps (JR)



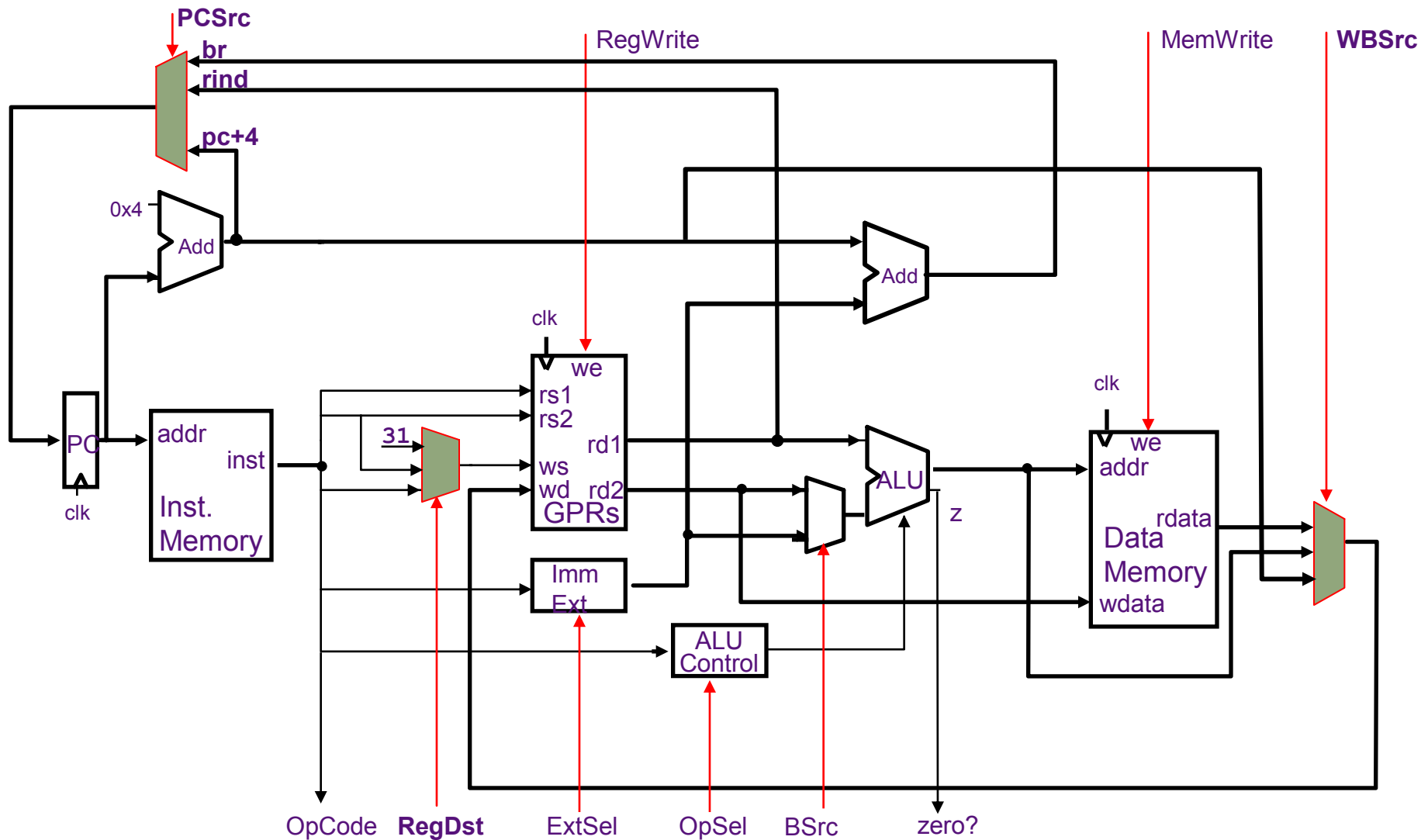
Register-Indirect Jumps (JR)



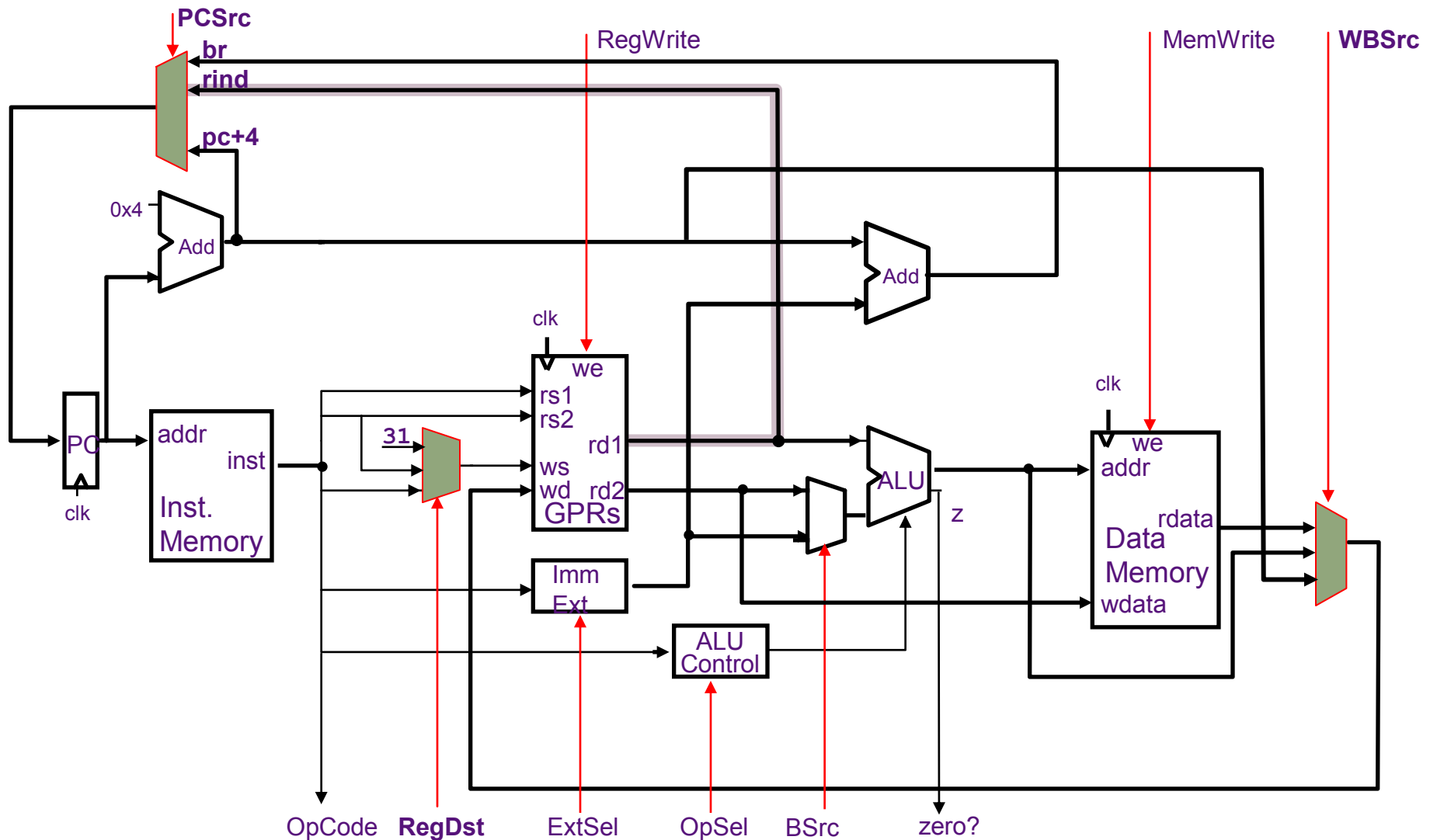
Register-Indirect Jumps (JR)



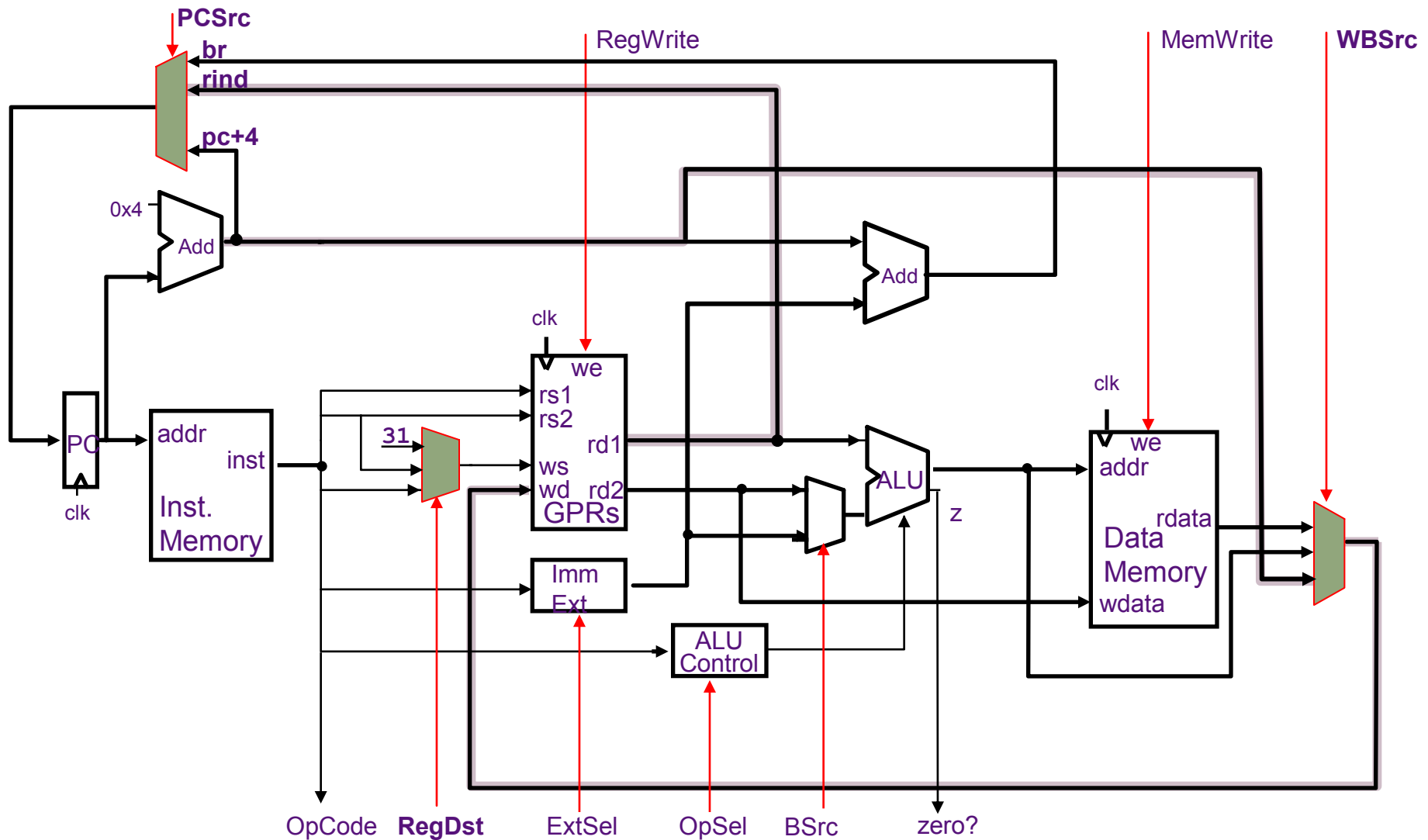
Register-Indirect Jump-&-Link (JALR)



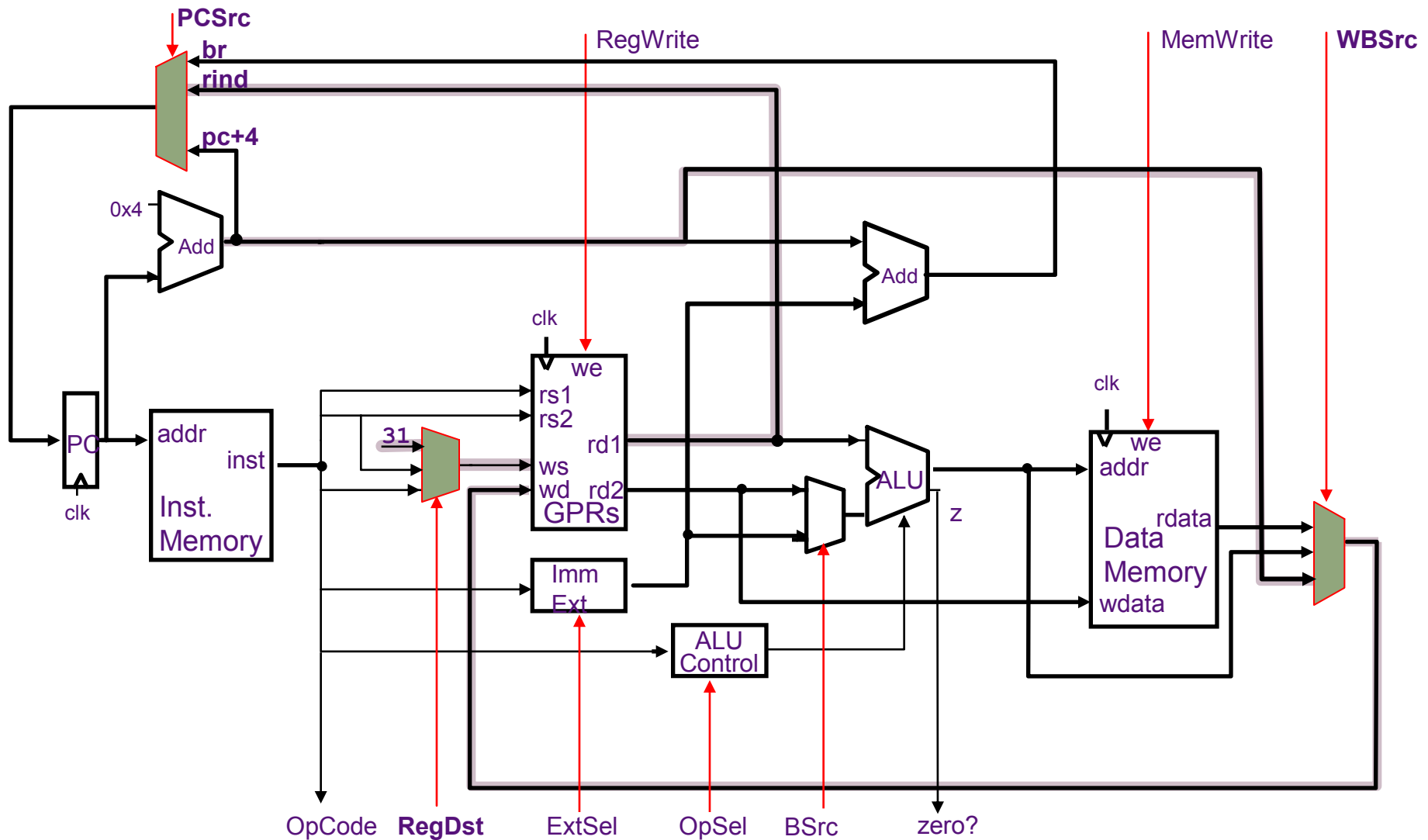
Register-Indirect Jump-&-Link (JALR)



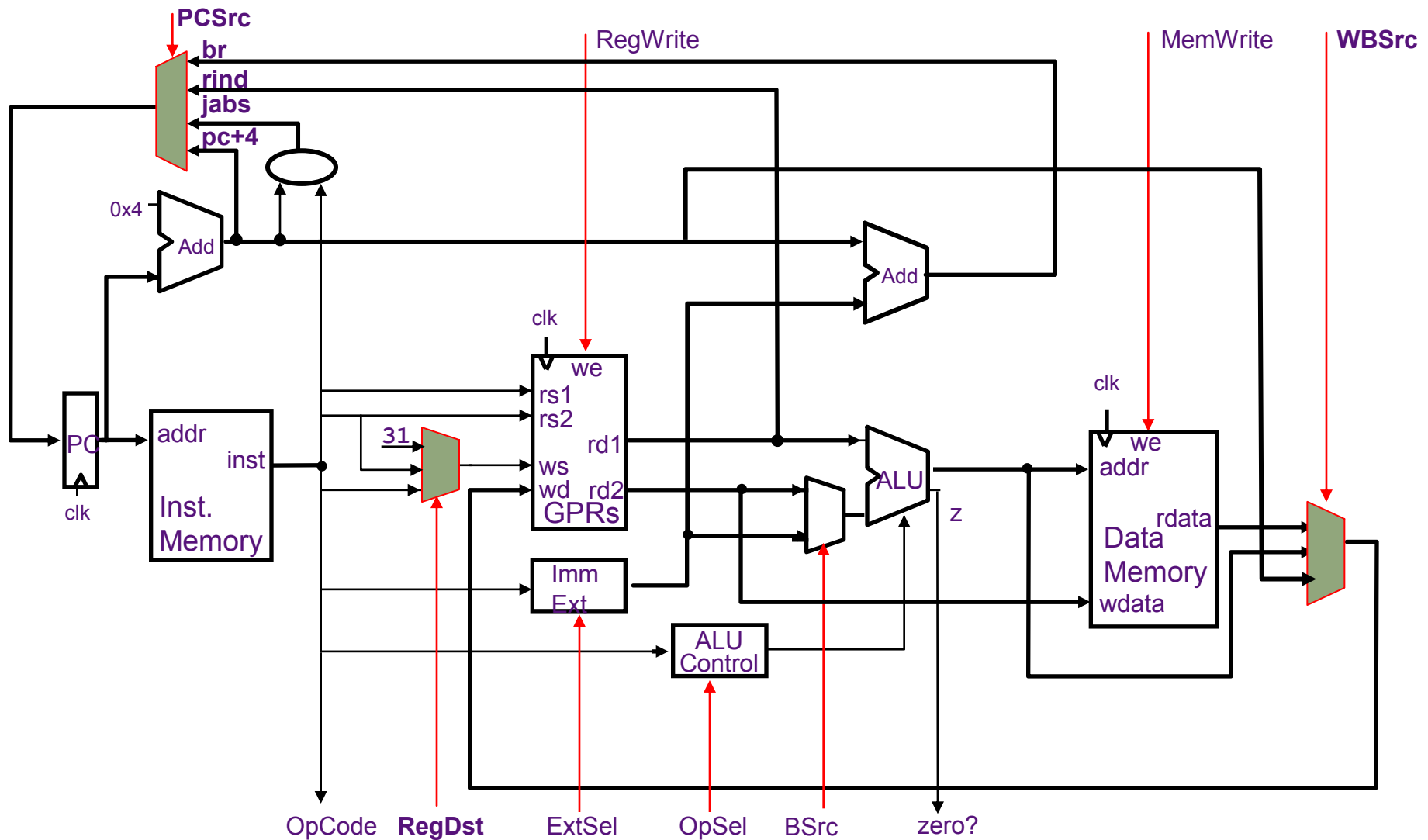
Register-Indirect Jump-&-Link (JALR)



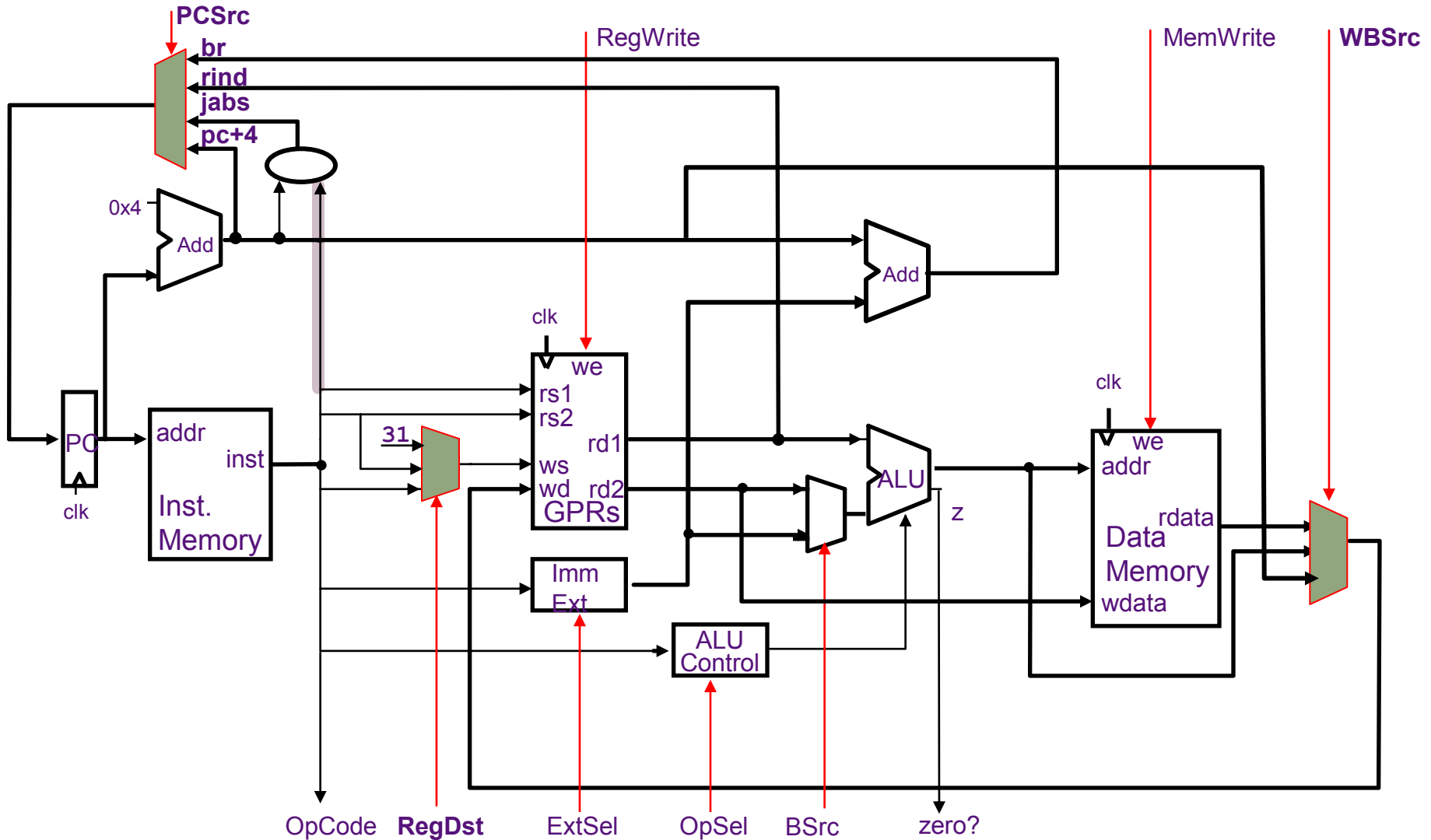
Register-Indirect Jump-&-Link (JALR)



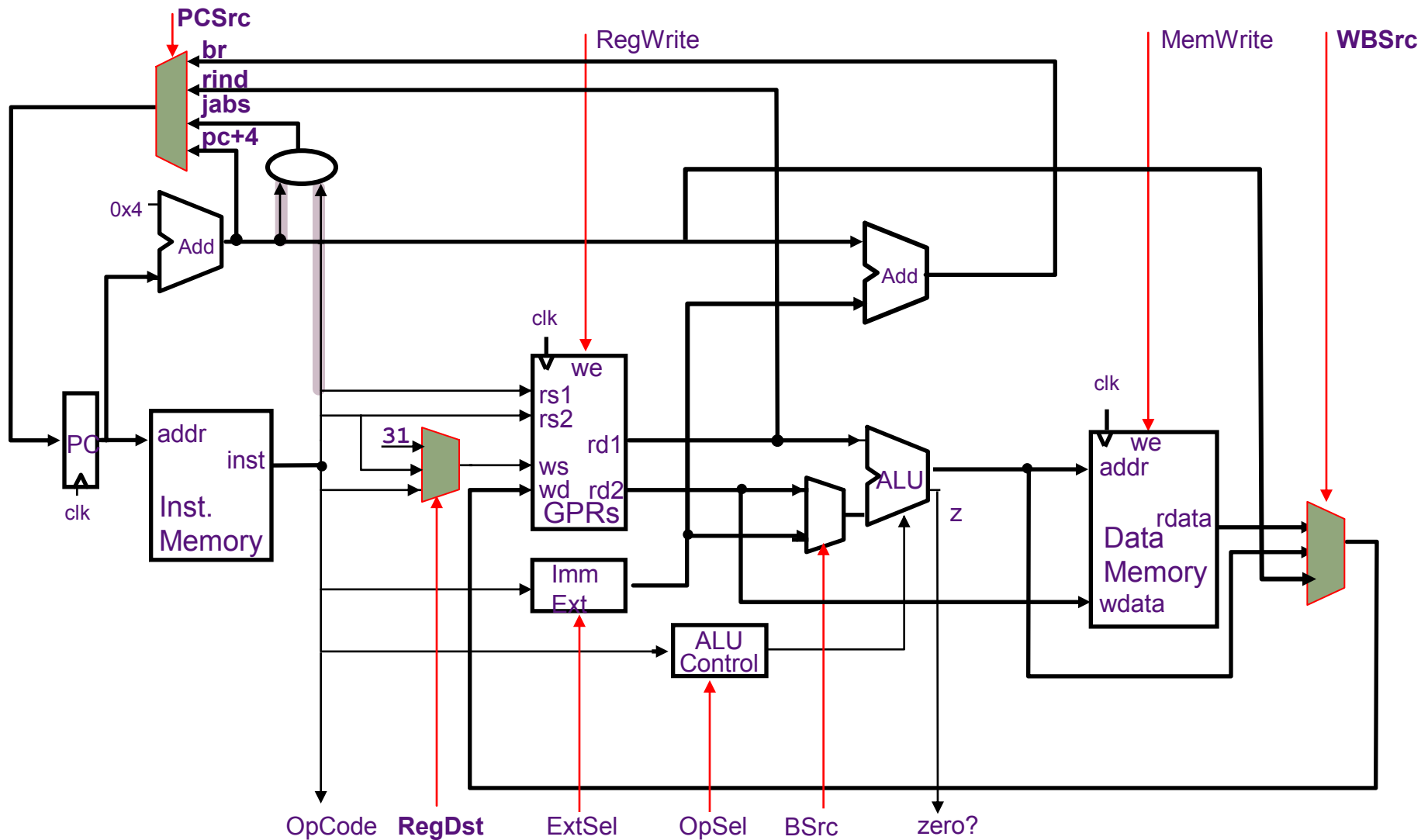
Absolute Jumps (J, JAL)



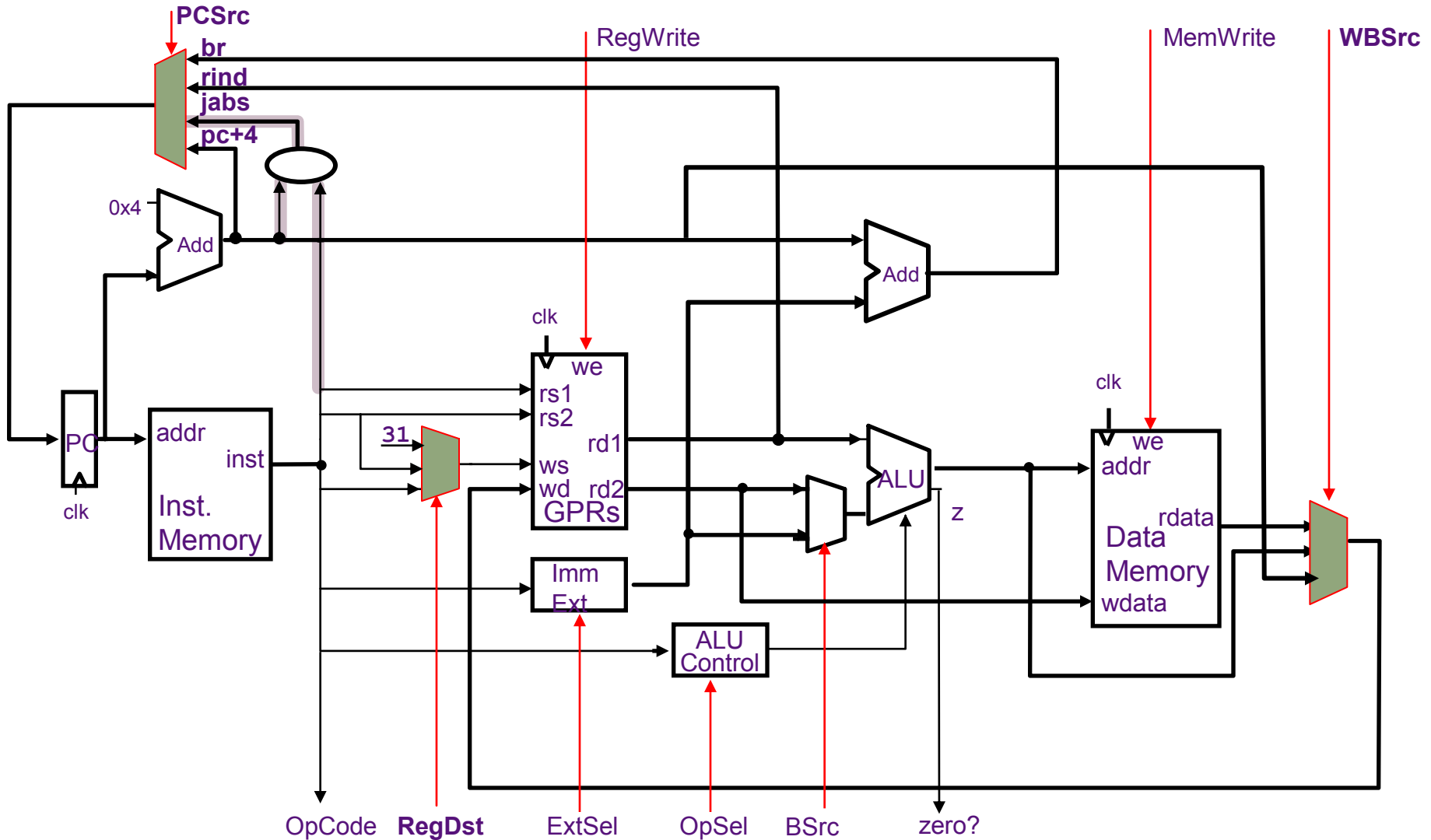
Absolute Jumps (J, JAL)



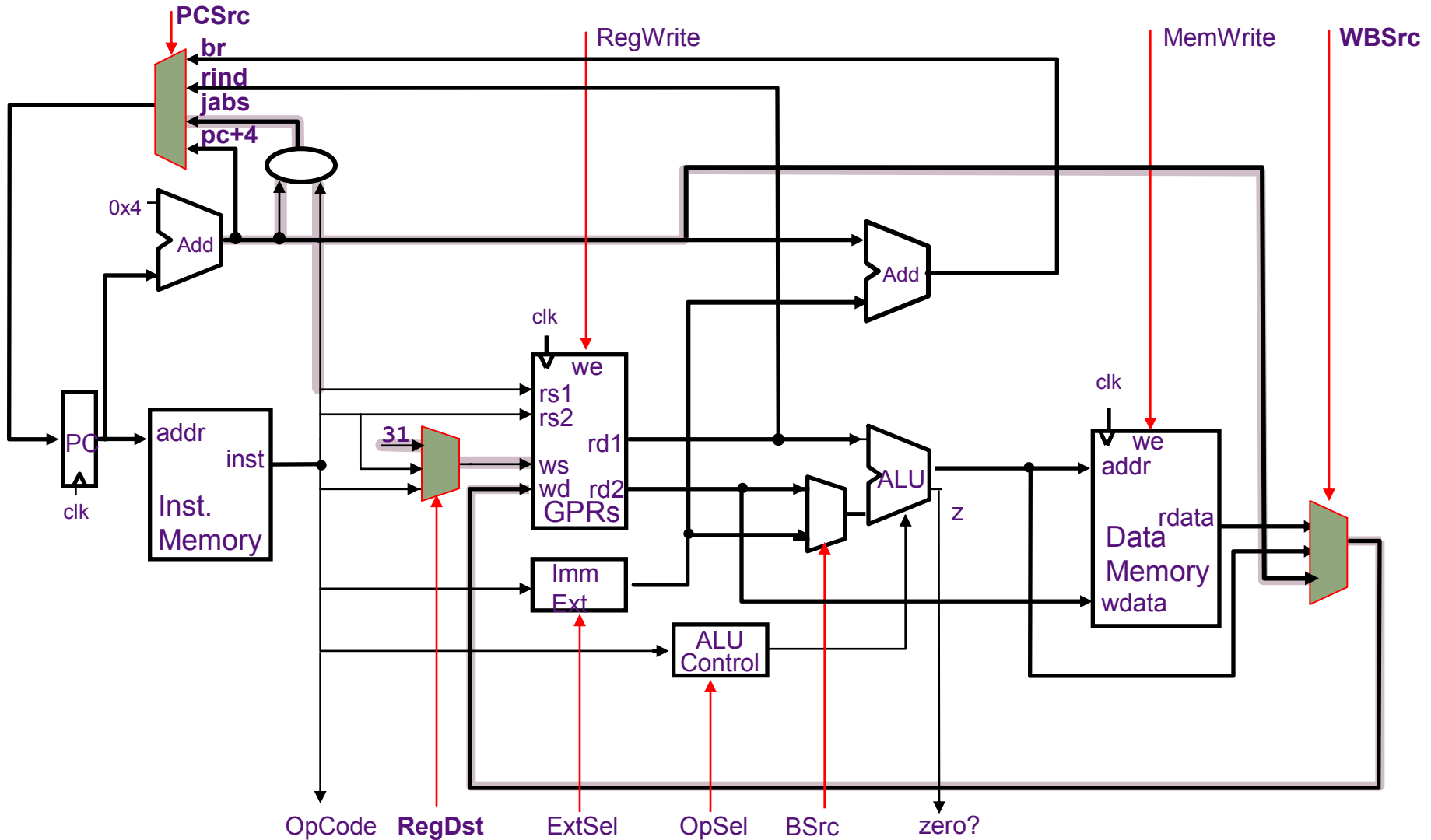
Absolute Jumps (J, JAL)



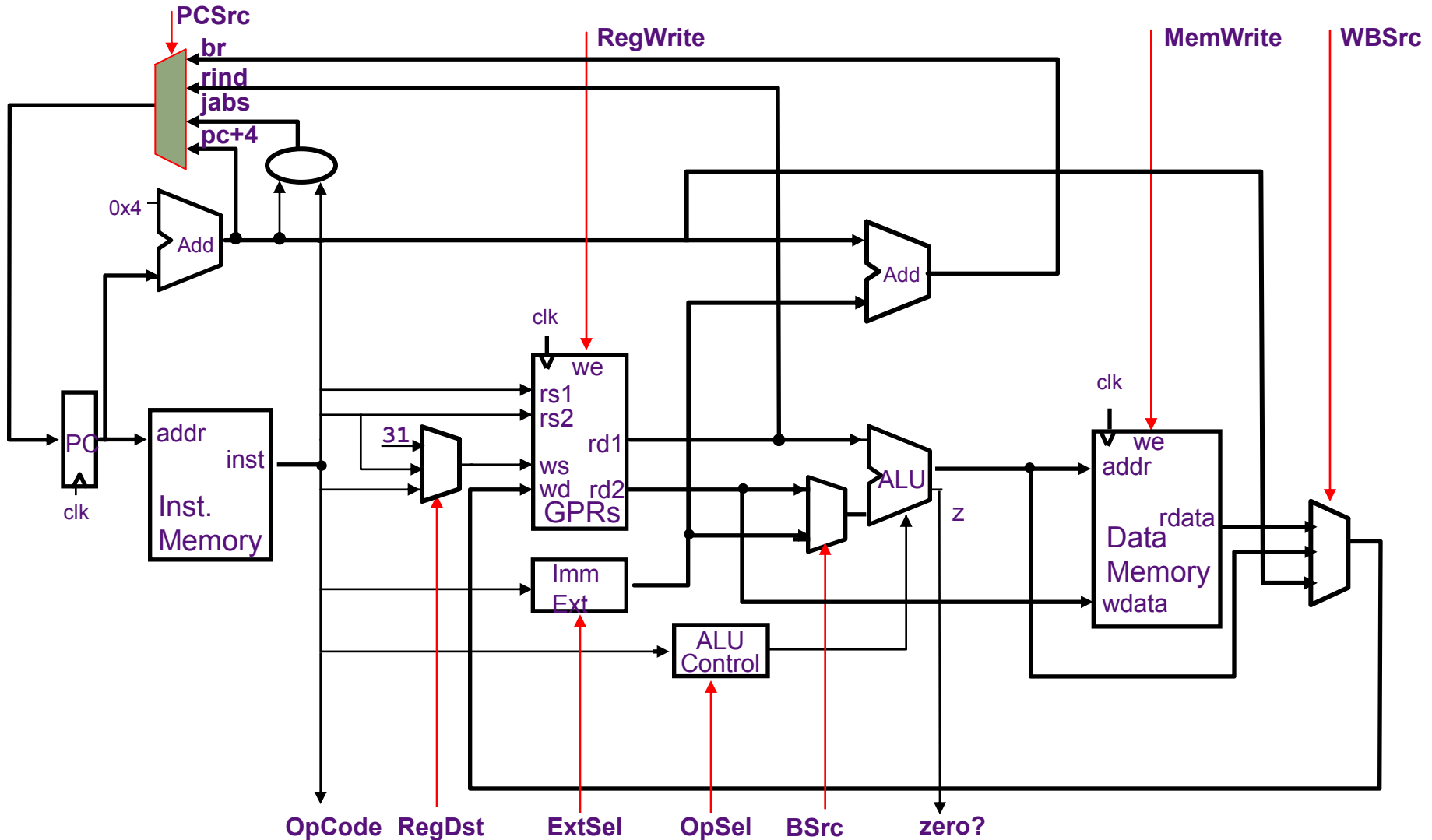
Absolute Jumps (J, JAL)



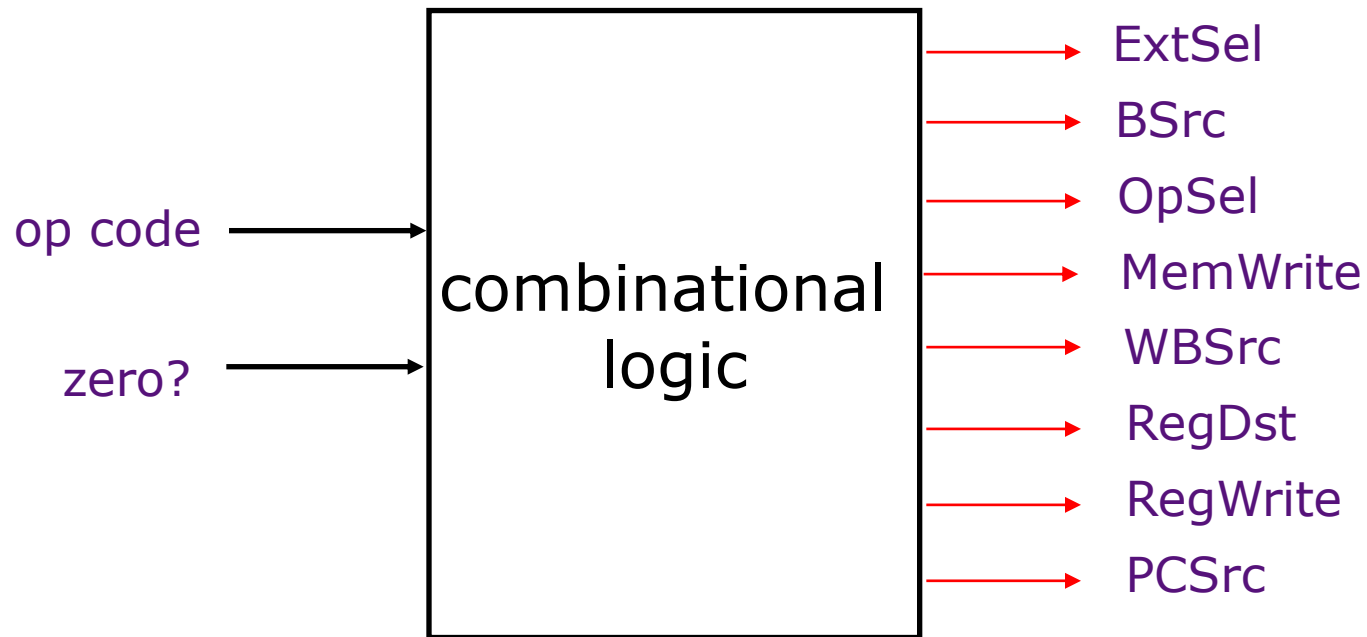
Absolute Jumps (J, JAL)



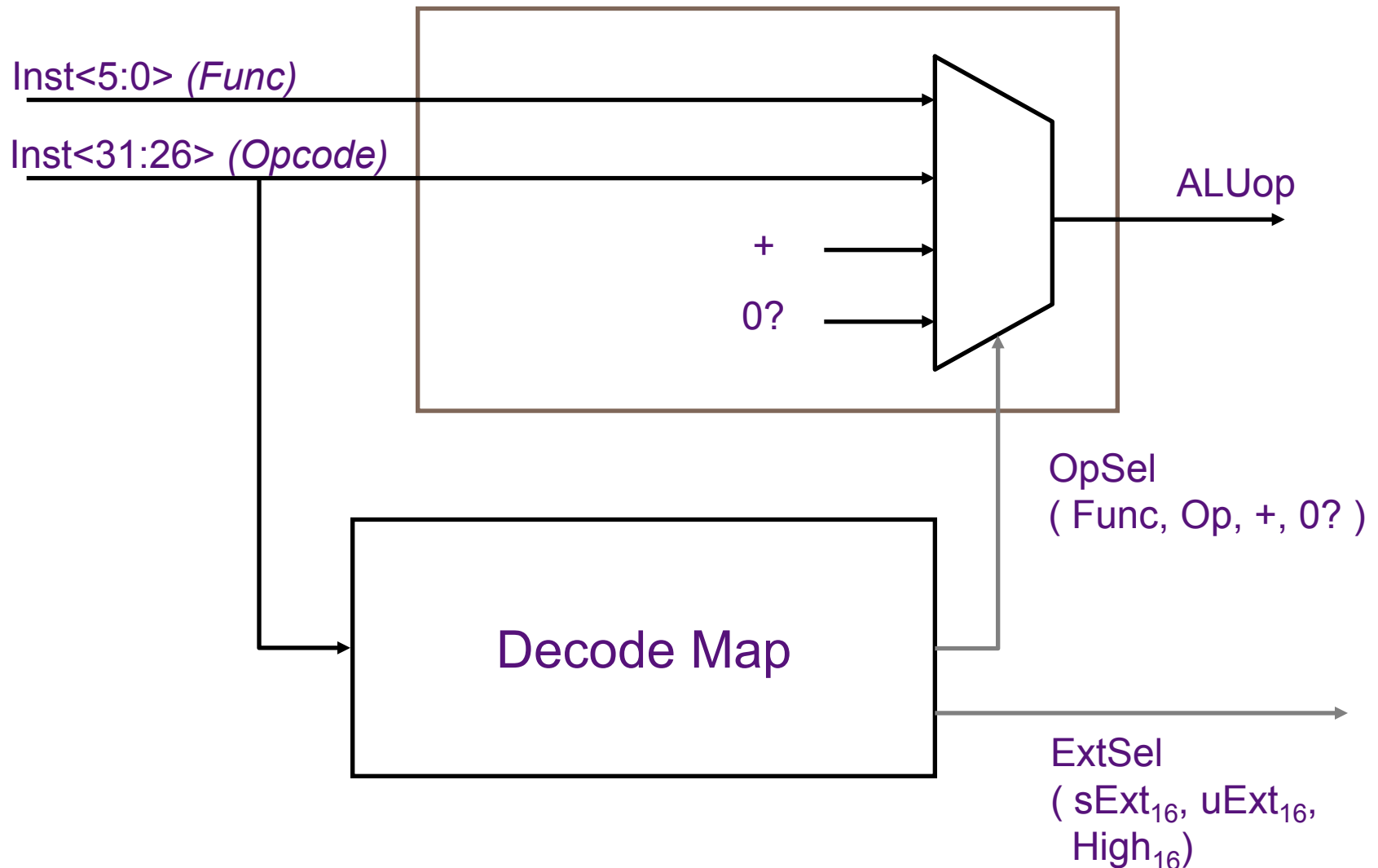
Harvard-Style Datapath for MIPS



Hardwired Control is pure Combinational Logic



ALU Control & Immediate Extension



Hardwired Control Table

Opcode	ExtSel	BSrc	OpSel	MemW	RegW	WBSrc	RegDst	PCSrc
ALU								
ALUi								
ALUiu								
LW								
SW								
BEQZ _{z=0}								
BEQZ _{z=1}								
J								
JAL								
JR								
JALR								

BSrc = Reg / Imm

RegDst = rt / rd / R31

WBSrc = ALU / Mem / PC

PCSrc = pc+4 / br / rind / jabs

Hardwired Control Table

Opcode	ExtSel	BSrc	OpSel	MemW	RegW	WBSrc	RegDst	PCSrc
ALU	*							
ALUi								
ALUiu								
LW								
SW								
BEQZ _{z=0}								
BEQZ _{z=1}								
J								
JAL								
JR								
JALR								

BSrc = Reg / Imm

RegDst = rt / rd / R31

WBSrc = ALU / Mem / PC

PCSrc = pc+4 / br / rind / jabs

Hardwired Control Table

Opcode	ExtSel	BSrc	OpSel	MemW	RegW	WBSrc	RegDst	PCSrc
ALU	*	Reg						
ALUi								
ALUiu								
LW								
SW								
BEQZ _{z=0}								
BEQZ _{z=1}								
J								
JAL								
JR								
JALR								

BSrc = Reg / Imm

RegDst = rt / rd / R31

WBSrc = ALU / Mem / PC

PCSrc = pc+4 / br / rind / jabs

Hardwired Control Table

Opcode	ExtSel	BSrc	OpSel	MemW	RegW	WBSrc	RegDst	PCSrc
ALU	*	Reg	Func					
ALUi								
ALUiu								
LW								
SW								
BEQZ _{z=0}								
BEQZ _{z=1}								
J								
JAL								
JR								
JALR								

BSrc = Reg / Imm

RegDst = rt / rd / R31

WBSrc = ALU / Mem / PC

PCSrc = pc+4 / br / rind / jabs

Hardwired Control Table

Opcode	ExtSel	BSrc	OpSel	MemW	RegW	WBSrc	RegDst	PCSrc
ALU	*	Reg	Func	no				
ALUi								
ALUiu								
LW								
SW								
BEQZ _{z=0}								
BEQZ _{z=1}								
J								
JAL								
JR								
JALR								

BSrc = Reg / Imm

RegDst = rt / rd / R31

WBSrc = ALU / Mem / PC

PCSrc = pc+4 / br / rind / jabs

Hardwired Control Table

Opcode	ExtSel	BSrc	OpSel	MemW	RegW	WBSrc	RegDst	PCSrc
ALU	*	Reg	Func	no	yes			
ALUi								
ALUiu								
LW								
SW								
BEQZ _{z=0}								
BEQZ _{z=1}								
J								
JAL								
JR								
JALR								

BSrc = Reg / Imm

RegDst = rt / rd / R31

WBSrc = ALU / Mem / PC

PCSrc = pc+4 / br / rind / jabs

Hardwired Control Table

Opcode	ExtSel	BSrc	OpSel	MemW	RegW	WBSrc	RegDst	PCSrc
ALU	*	Reg	Func	no	yes	ALU		
ALUi								
ALUiu								
LW								
SW								
BEQZ _{z=0}								
BEQZ _{z=1}								
J								
JAL								
JR								
JALR								

BSrc = Reg / Imm

RegDst = rt / rd / R31

WBSrc = ALU / Mem / PC

PCSrc = pc+4 / br / rind / jabs

Hardwired Control Table

Opcode	ExtSel	BSrc	OpSel	MemW	RegW	WBSrc	RegDst	PCSrc
ALU	*	Reg	Func	no	yes	ALU	rd	
ALUi								
ALUiu								
LW								
SW								
BEQZ _{z=0}								
BEQZ _{z=1}								
J								
JAL								
JR								
JALR								

BSrc = Reg / Imm

RegDst = rt / rd / R31

WBSrc = ALU / Mem / PC

PCSrc = pc+4 / br / rind / jabs

Hardwired Control Table

Opcode	ExtSel	BSrc	OpSel	MemW	RegW	WBSrc	RegDst	PCSrc
ALU	*	Reg	Func	no	yes	ALU	rd	pc+4
ALUi								
ALUiu								
LW								
SW								
BEQ _{Z=0}								
BEQ _{Z=1}								
J								
JAL								
JR								
JALR								

BSrc = Reg / Imm

RegDst = rt / rd / R31

WBSrc = ALU / Mem / PC

PCSrc = pc+4 / br / rind / jabs

Hardwired Control Table

Opcode	ExtSel	BSrc	OpSel	MemW	RegW	WBSrc	RegDst	PCSrc
ALU	*	Reg	Func	no	yes	ALU	rd	pc+4
ALUi	sExt ₁₆							
ALUiu								
LW								
SW								
BEQZ _{z=0}								
BEQZ _{z=1}								
J								
JAL								
JR								
JALR								

BSrc = Reg / Imm

RegDst = rt / rd / R31

WBSrc = ALU / Mem / PC

PCSrc = pc+4 / br / rind / jabs

Hardwired Control Table

Opcode	ExtSel	BSrc	OpSel	MemW	RegW	WBSrc	RegDst	PCSrc
ALU	*	Reg	Func	no	yes	ALU	rd	pc+4
ALUi	sExt ₁₆	Imm						
ALUiu								
LW								
SW								
BEQZ _{z=0}								
BEQZ _{z=1}								
J								
JAL								
JR								
JALR								

BSrc = Reg / Imm

RegDst = rt / rd / R31

WBSrc = ALU / Mem / PC

PCSrc = pc+4 / br / rind / jabs

Hardwired Control Table

Opcode	ExtSel	BSrc	OpSel	MemW	RegW	WBSrc	RegDst	PCSrc
ALU	*	Reg	Func	no	yes	ALU	rd	pc+4
ALUi	sExt ₁₆	Imm	Op					
ALUiu								
LW								
SW								
BEQZ _{z=0}								
BEQZ _{z=1}								
J								
JAL								
JR								
JALR								

BSrc = Reg / Imm

RegDst = rt / rd / R31

WBSrc = ALU / Mem / PC

PCSrc = pc+4 / br / rind / jabs

Hardwired Control Table

Opcode	ExtSel	BSrc	OpSel	MemW	RegW	WBSrc	RegDst	PCSrc
ALU	*	Reg	Func	no	yes	ALU	rd	pc+4
ALUi	sExt ₁₆	Imm	Op	no	yes	ALU		pc+4
ALUiu								
LW								
SW								
BEQZ _{z=0}								
BEQZ _{z=1}								
J								
JAL								
JR								
JALR								

BSrc = Reg / Imm

RegDst = rt / rd / R31

WBSrc = ALU / Mem / PC

PCSrc = pc+4 / br / rind / jobs

Hardwired Control Table

Opcode	ExtSel	BSrc	OpSel	MemW	RegW	WBSrc	RegDst	PCSrc
ALU	*	Reg	Func	no	yes	ALU	rd	pc+4
ALUi	sExt ₁₆	Imm	Op	no	yes	ALU	rt	pc+4
ALUiu								
LW								
SW								
BEQZ _{z=0}								
BEQZ _{z=1}								
J								
JAL								
JR								
JALR								

BSrc = Reg / Imm

RegDst = rt / rd / R31

WBSrc = ALU / Mem / PC

PCSrc = pc+4 / br / rind / jabs

Hardwired Control Table

Opcode	ExtSel	BSrc	OpSel	MemW	RegW	WBSrc	RegDst	PCSrc
ALU	*	Reg	Func	no	yes	ALU	rd	pc+4
ALUi	sExt ₁₆	Imm	Op	no	yes	ALU	rt	pc+4
ALUiu	uExt ₁₆							
LW								
SW								
BEQZ _{z=0}								
BEQZ _{z=1}								
J								
JAL								
JR								
JALR								

BSrc = Reg / Imm

RegDst = rt / rd / R31

WBSrc = ALU / Mem / PC

PCSrc = pc+4 / br / rind / jabs

Hardwired Control Table

Opcode	ExtSel	BSrc	OpSel	MemW	RegW	WBSrc	RegDst	PCSrc
ALU	*	Reg	Func	no	yes	ALU	rd	pc+4
ALUi	sExt ₁₆	Imm	Op	no	yes	ALU	rt	pc+4
ALUiu	uExt ₁₆	Imm	Op	no	yes	ALU	rt	pc+4
LW								
SW								
BEQZ _{z=0}								
BEQZ _{z=1}								
J								
JAL								
JR								
JALR								

BSrc = Reg / Imm

RegDst = rt / rd / R31

WBSrc = ALU / Mem / PC

PCSrc = pc+4 / br / rind / jobs

Hardwired Control Table

Opcode	ExtSel	BSrc	OpSel	MemW	RegW	WBSrc	RegDst	PCSrc
ALU	*	Reg	Func	no	yes	ALU	rd	pc+4
ALUi	sExt ₁₆	Imm	Op	no	yes	ALU	rt	pc+4
ALUiu	uExt ₁₆	Imm	Op	no	yes	ALU	rt	pc+4
LW	sExt ₁₆							
SW								
BEQZ _{z=0}								
BEQZ _{z=1}								
J								
JAL								
JR								
JALR								

BSrc = Reg / Imm

RegDst = rt / rd / R31

WBSrc = ALU / Mem / PC

PCSrc = pc+4 / br / rind / jobs

Hardwired Control Table

Opcode	ExtSel	BSrc	OpSel	MemW	RegW	WBSrc	RegDst	PCSrc
ALU	*	Reg	Func	no	yes	ALU	rd	pc+4
ALUi	sExt ₁₆	Imm	Op	no	yes	ALU	rt	pc+4
ALUiu	uExt ₁₆	Imm	Op	no	yes	ALU	rt	pc+4
LW	sExt ₁₆	Imm						
SW								
BEQZ _{z=0}								
BEQZ _{z=1}								
J								
JAL								
JR								
JALR								

BSrc = Reg / Imm

RegDst = rt / rd / R31

WBSrc = ALU / Mem / PC

PCSrc = pc+4 / br / rind / jobs

Hardwired Control Table

Opcode	ExtSel	BSrc	OpSel	MemW	RegW	WBSrc	RegDst	PCSrc
ALU	*	Reg	Func	no	yes	ALU	rd	pc+4
ALUi	sExt ₁₆	Imm	Op	no	yes	ALU	rt	pc+4
ALUiu	uExt ₁₆	Imm	Op	no	yes	ALU	rt	pc+4
LW	sExt ₁₆	Imm	+					
SW								
BEQZ _{z=0}								
BEQZ _{z=1}								
J								
JAL								
JR								
JALR								

BSrc = Reg / Imm

RegDst = rt / rd / R31

WBSrc = ALU / Mem / PC

PCSrc = pc+4 / br / rind / jobs

Hardwired Control Table

Opcode	ExtSel	BSrc	OpSel	MemW	RegW	WBSrc	RegDst	PCSrc
ALU	*	Reg	Func	no	yes	ALU	rd	pc+4
ALUi	sExt ₁₆	Imm	Op	no	yes	ALU	rt	pc+4
ALUiu	uExt ₁₆	Imm	Op	no	yes	ALU	rt	pc+4
LW	sExt ₁₆	Imm	+	no				
SW								
BEQZ _{z=0}								
BEQZ _{z=1}								
J								
JAL								
JR								
JALR								

BSrc = Reg / Imm

RegDst = rt / rd / R31

WBSrc = ALU / Mem / PC

PCSrc = pc+4 / br / rind / jobs

Hardwired Control Table

Opcode	ExtSel	BSrc	OpSel	MemW	RegW	WBSrc	RegDst	PCSrc
ALU	*	Reg	Func	no	yes	ALU	rd	pc+4
ALUi	sExt ₁₆	Imm	Op	no	yes	ALU	rt	pc+4
ALUiu	uExt ₁₆	Imm	Op	no	yes	ALU	rt	pc+4
LW	sExt ₁₆	Imm	+	no	yes			
SW								
BEQZ _{z=0}								
BEQZ _{z=1}								
J								
JAL								
JR								
JALR								

BSrc = Reg / Imm

RegDst = rt / rd / R31

WBSrc = ALU / Mem / PC

PCSrc = pc+4 / br / rind / jobs

Hardwired Control Table

Opcode	ExtSel	BSrc	OpSel	MemW	RegW	WBSrc	RegDst	PCSrc
ALU	*	Reg	Func	no	yes	ALU	rd	pc+4
ALUi	sExt ₁₆	Imm	Op	no	yes	ALU	rt	pc+4
ALUiu	uExt ₁₆	Imm	Op	no	yes	ALU	rt	pc+4
LW	sExt ₁₆	Imm	+	no	yes	Mem		
SW								
BEQZ _{z=0}								
BEQZ _{z=1}								
J								
JAL								
JR								
JALR								

BSrc = Reg / Imm

RegDst = rt / rd / R31

WBSrc = ALU / Mem / PC

PCSrc = pc+4 / br / rind / jobs

Hardwired Control Table

Opcode	ExtSel	BSrc	OpSel	MemW	RegW	WBSrc	RegDst	PCSrc
ALU	*	Reg	Func	no	yes	ALU	rd	pc+4
ALUi	sExt ₁₆	Imm	Op	no	yes	ALU	rt	pc+4
ALUiu	uExt ₁₆	Imm	Op	no	yes	ALU	rt	pc+4
LW	sExt ₁₆	Imm	+	no	yes	Mem	rt	
SW								
BEQZ _{z=0}								
BEQZ _{z=1}								
J								
JAL								
JR								
JALR								

BSrc = Reg / Imm

RegDst = rt / rd / R31

WBSrc = ALU / Mem / PC

PCSrc = pc+4 / br / rind / jobs

Hardwired Control Table

Opcode	ExtSel	BSrc	OpSel	MemW	RegW	WBSrc	RegDst	PCSrc
ALU	*	Reg	Func	no	yes	ALU	rd	pc+4
ALUi	sExt ₁₆	Imm	Op	no	yes	ALU	rt	pc+4
ALUiu	uExt ₁₆	Imm	Op	no	yes	ALU	rt	pc+4
LW	sExt ₁₆	Imm	+	no	yes	Mem	rt	pc+4
SW								
BEQZ _{z=0}								
BEQZ _{z=1}								
J								
JAL								
JR								
JALR								

BSrc = Reg / Imm

RegDst = rt / rd / R31

WBSrc = ALU / Mem / PC

PCSrc = pc+4 / br / rind / jobs

Hardwired Control Table

Opcode	ExtSel	BSrc	OpSel	MemW	RegW	WBSrc	RegDst	PCSrc
ALU	*	Reg	Func	no	yes	ALU	rd	pc+4
ALUi	sExt ₁₆	Imm	Op	no	yes	ALU	rt	pc+4
ALUiu	uExt ₁₆	Imm	Op	no	yes	ALU	rt	pc+4
LW	sExt ₁₆	Imm	+	no	yes	Mem	rt	pc+4
SW	sExt ₁₆	Imm	+	yes	no	*	*	pc+4
BEQZ _{z=0}								
BEQZ _{z=1}								
J								
JAL								
JR								
JALR								

BSrc = Reg / Imm

RegDst = rt / rd / R31

WBSrc = ALU / Mem / PC

PCSrc = pc+4 / br / rind / jobs

Hardwired Control Table

Opcode	ExtSel	BSrc	OpSel	MemW	RegW	WBSrc	RegDst	PCSrc
ALU	*	Reg	Func	no	yes	ALU	rd	pc+4
ALUi	sExt ₁₆	Imm	Op	no	yes	ALU	rt	pc+4
ALUiu	uExt ₁₆	Imm	Op	no	yes	ALU	rt	pc+4
LW	sExt ₁₆	Imm	+	no	yes	Mem	rt	pc+4
SW	sExt ₁₆	Imm	+	yes	no	*	*	pc+4
BEQZ _{z=0}	sExt ₁₆							
BEQZ _{z=1}								
J								
JAL								
JR								
JALR								

BSrc = Reg / Imm

RegDst = rt / rd / R31

WBSrc = ALU / Mem / PC

PCSrc = pc+4 / br / rind / jabs

Hardwired Control Table

Opcode	ExtSel	BSrc	OpSel	MemW	RegW	WBSrc	RegDst	PCSrc
ALU	*	Reg	Func	no	yes	ALU	rd	pc+4
ALUi	sExt ₁₆	Imm	Op	no	yes	ALU	rt	pc+4
ALUiu	uExt ₁₆	Imm	Op	no	yes	ALU	rt	pc+4
LW	sExt ₁₆	Imm	+	no	yes	Mem	rt	pc+4
SW	sExt ₁₆	Imm	+	yes	no	*	*	pc+4
BEQZ _{z=0}	sExt ₁₆	*						
BEQZ _{z=1}								
J								
JAL								
JR								
JALR								

BSrc = Reg / Imm

RegDst = rt / rd / R31

WBSrc = ALU / Mem / PC

PCSrc = pc+4 / br / rind / jabs

Hardwired Control Table

Opcode	ExtSel	BSrc	OpSel	MemW	RegW	WBSrc	RegDst	PCSrc
ALU	*	Reg	Func	no	yes	ALU	rd	pc+4
ALUi	sExt ₁₆	Imm	Op	no	yes	ALU	rt	pc+4
ALUiu	uExt ₁₆	Imm	Op	no	yes	ALU	rt	pc+4
LW	sExt ₁₆	Imm	+	no	yes	Mem	rt	pc+4
SW	sExt ₁₆	Imm	+	yes	no	*	*	pc+4
BEQZ _{z=0}	sExt ₁₆	*	0?					
BEQZ _{z=1}								
J								
JAL								
JR								
JALR								

BSrc = Reg / Imm

RegDst = rt / rd / R31

WBSrc = ALU / Mem / PC

PCSrc = pc+4 / br / rind / jabs

Hardwired Control Table

Opcode	ExtSel	BSrc	OpSel	MemW	RegW	WBSrc	RegDst	PCSrc
ALU	*	Reg	Func	no	yes	ALU	rd	pc+4
ALUi	sExt ₁₆	Imm	Op	no	yes	ALU	rt	pc+4
ALUiu	uExt ₁₆	Imm	Op	no	yes	ALU	rt	pc+4
LW	sExt ₁₆	Imm	+	no	yes	Mem	rt	pc+4
SW	sExt ₁₆	Imm	+	yes	no	*	*	pc+4
BEQZ _{z=0}	sExt ₁₆	*	0?	no	no	*	*	
BEQZ _{z=1}								
J								
JAL								
JR								
JALR								

BSrc = Reg / Imm

RegDst = rt / rd / R31

WBSrc = ALU / Mem / PC

PCSrc = pc+4 / br / rind / jobs

Hardwired Control Table

Opcode	ExtSel	BSrc	OpSel	MemW	RegW	WBSrc	RegDst	PCSrc
ALU	*	Reg	Func	no	yes	ALU	rd	pc+4
ALUi	sExt ₁₆	Imm	Op	no	yes	ALU	rt	pc+4
ALUiu	uExt ₁₆	Imm	Op	no	yes	ALU	rt	pc+4
LW	sExt ₁₆	Imm	+	no	yes	Mem	rt	pc+4
SW	sExt ₁₆	Imm	+	yes	no	*	*	pc+4
BEQZ _{z=0}	sExt ₁₆	*	0?	no	no	*	*	br
BEQZ _{z=1}								
J								
JAL								
JR								
JALR								

BSrc = Reg / Imm

RegDst = rt / rd / R31

WBSrc = ALU / Mem / PC

PCSrc = pc+4 / br / rind / jobs

Hardwired Control Table

Opcode	ExtSel	BSrc	OpSel	MemW	RegW	WBSrc	RegDst	PCSrc
ALU	*	Reg	Func	no	yes	ALU	rd	pc+4
ALUi	sExt ₁₆	Imm	Op	no	yes	ALU	rt	pc+4
ALUiu	uExt ₁₆	Imm	Op	no	yes	ALU	rt	pc+4
LW	sExt ₁₆	Imm	+	no	yes	Mem	rt	pc+4
SW	sExt ₁₆	Imm	+	yes	no	*	*	pc+4
BEQZ _{z=0}	sExt ₁₆	*	0?	no	no	*	*	br
BEQZ _{z=1}	sExt ₁₆	*	0?	no	no	*	*	
J								
JAL								
JR								
JALR								

BSrc = Reg / Imm

RegDst = rt / rd / R31

WBSrc = ALU / Mem / PC

PCSrc = pc+4 / br / rind / jabs

Hardwired Control Table

Opcode	ExtSel	BSrc	OpSel	MemW	RegW	WBSrc	RegDst	PCSrc
ALU	*	Reg	Func	no	yes	ALU	rd	pc+4
ALUi	sExt ₁₆	Imm	Op	no	yes	ALU	rt	pc+4
ALUiu	uExt ₁₆	Imm	Op	no	yes	ALU	rt	pc+4
LW	sExt ₁₆	Imm	+	no	yes	Mem	rt	pc+4
SW	sExt ₁₆	Imm	+	yes	no	*	*	pc+4
BEQZ _{z=0}	sExt ₁₆	*	0?	no	no	*	*	br
BEQZ _{z=1}	sExt ₁₆	*	0?	no	no	*	*	pc+4
J								
JAL								
JR								
JALR								

BSrc = Reg / Imm

RegDst = rt / rd / R31

WBSrc = ALU / Mem / PC

PCSrc = pc+4 / br / rind / jobs

Hardwired Control Table

Opcode	ExtSel	BSrc	OpSel	MemW	RegW	WBSrc	RegDst	PCSrc
ALU	*	Reg	Func	no	yes	ALU	rd	pc+4
ALUi	sExt ₁₆	Imm	Op	no	yes	ALU	rt	pc+4
ALUiu	uExt ₁₆	Imm	Op	no	yes	ALU	rt	pc+4
LW	sExt ₁₆	Imm	+	no	yes	Mem	rt	pc+4
SW	sExt ₁₆	Imm	+	yes	no	*	*	pc+4
BEQZ _{z=0}	sExt ₁₆	*	0?	no	no	*	*	br
BEQZ _{z=1}	sExt ₁₆	*	0?	no	no	*	*	pc+4
J	*	*	*					
JAL								
JR								
JALR								

BSrc = Reg / Imm

RegDst = rt / rd / R31

WBSrc = ALU / Mem / PC

PCSrc = pc+4 / br / rind / jobs

Hardwired Control Table

Opcode	ExtSel	BSrc	OpSel	MemW	RegW	WBSrc	RegDst	PCSrc
ALU	*	Reg	Func	no	yes	ALU	rd	pc+4
ALUi	sExt ₁₆	Imm	Op	no	yes	ALU	rt	pc+4
ALUiu	uExt ₁₆	Imm	Op	no	yes	ALU	rt	pc+4
LW	sExt ₁₆	Imm	+	no	yes	Mem	rt	pc+4
SW	sExt ₁₆	Imm	+	yes	no	*	*	pc+4
BEQZ _{z=0}	sExt ₁₆	*	0?	no	no	*	*	br
BEQZ _{z=1}	sExt ₁₆	*	0?	no	no	*	*	pc+4
J	*	*	*	no	no	*	*	
JAL								
JR								
JALR								

BSrc = Reg / Imm

RegDst = rt / rd / R31

WBSrc = ALU / Mem / PC

PCSrc = pc+4 / br / rind / jobs

Hardwired Control Table

Opcode	ExtSel	BSrc	OpSel	MemW	RegW	WBSrc	RegDst	PCSrc
ALU	*	Reg	Func	no	yes	ALU	rd	pc+4
ALUi	sExt ₁₆	Imm	Op	no	yes	ALU	rt	pc+4
ALUiu	uExt ₁₆	Imm	Op	no	yes	ALU	rt	pc+4
LW	sExt ₁₆	Imm	+	no	yes	Mem	rt	pc+4
SW	sExt ₁₆	Imm	+	yes	no	*	*	pc+4
BEQZ _{z=0}	sExt ₁₆	*	0?	no	no	*	*	br
BEQZ _{z=1}	sExt ₁₆	*	0?	no	no	*	*	pc+4
J	*	*	*	no	no	*	*	jabs
JAL								
JR								
JALR								

BSrc = Reg / Imm

RegDst = rt / rd / R31

WBSrc = ALU / Mem / PC

PCSrc = pc+4 / br / rind / jabs

Hardwired Control Table

Opcode	ExtSel	BSrc	OpSel	MemW	RegW	WBSrc	RegDst	PCSrc
ALU	*	Reg	Func	no	yes	ALU	rd	pc+4
ALUi	sExt ₁₆	Imm	Op	no	yes	ALU	rt	pc+4
ALUiu	uExt ₁₆	Imm	Op	no	yes	ALU	rt	pc+4
LW	sExt ₁₆	Imm	+	no	yes	Mem	rt	pc+4
SW	sExt ₁₆	Imm	+	yes	no	*	*	pc+4
BEQZ _{z=0}	sExt ₁₆	*	0?	no	no	*	*	br
BEQZ _{z=1}	sExt ₁₆	*	0?	no	no	*	*	pc+4
J	*	*	*	no	no	*	*	jabs
JAL	*	*	*	no				
JR								
JALR								

BSrc = Reg / Imm

RegDst = rt / rd / R31

WBSrc = ALU / Mem / PC

PCSrc = pc+4 / br / rind / jabs

Hardwired Control Table

Opcode	ExtSel	BSrc	OpSel	MemW	RegW	WBSrc	RegDst	PCSrc
ALU	*	Reg	Func	no	yes	ALU	rd	pc+4
ALUi	sExt ₁₆	Imm	Op	no	yes	ALU	rt	pc+4
ALUiu	uExt ₁₆	Imm	Op	no	yes	ALU	rt	pc+4
LW	sExt ₁₆	Imm	+	no	yes	Mem	rt	pc+4
SW	sExt ₁₆	Imm	+	yes	no	*	*	pc+4
BEQZ _{z=0}	sExt ₁₆	*	0?	no	no	*	*	br
BEQZ _{z=1}	sExt ₁₆	*	0?	no	no	*	*	pc+4
J	*	*	*	no	no	*	*	jabs
JAL	*	*	*	no	yes			
JR								
JALR								

BSrc = Reg / Imm

RegDst = rt / rd / R31

WBSrc = ALU / Mem / PC

PCSrc = pc+4 / br / rind / jabs

Hardwired Control Table

Opcode	ExtSel	BSrc	OpSel	MemW	RegW	WBSrc	RegDst	PCSrc
ALU	*	Reg	Func	no	yes	ALU	rd	pc+4
ALUi	sExt ₁₆	Imm	Op	no	yes	ALU	rt	pc+4
ALUiu	uExt ₁₆	Imm	Op	no	yes	ALU	rt	pc+4
LW	sExt ₁₆	Imm	+	no	yes	Mem	rt	pc+4
SW	sExt ₁₆	Imm	+	yes	no	*	*	pc+4
BEQZ _{z=0}	sExt ₁₆	*	0?	no	no	*	*	br
BEQZ _{z=1}	sExt ₁₆	*	0?	no	no	*	*	pc+4
J	*	*	*	no	no	*	*	jabs
JAL	*	*	*	no	yes	PC		
JR								
JALR								

BSrc = Reg / Imm

RegDst = rt / rd / R31

WBSrc = ALU / Mem / PC

PCSrc = pc+4 / br / rind / jabs

Hardwired Control Table

Opcode	ExtSel	BSrc	OpSel	MemW	RegW	WBSrc	RegDst	PCSrc
ALU	*	Reg	Func	no	yes	ALU	rd	pc+4
ALUi	sExt ₁₆	Imm	Op	no	yes	ALU	rt	pc+4
ALUiu	uExt ₁₆	Imm	Op	no	yes	ALU	rt	pc+4
LW	sExt ₁₆	Imm	+	no	yes	Mem	rt	pc+4
SW	sExt ₁₆	Imm	+	yes	no	*	*	pc+4
BEQZ _{z=0}	sExt ₁₆	*	0?	no	no	*	*	br
BEQZ _{z=1}	sExt ₁₆	*	0?	no	no	*	*	pc+4
J	*	*	*	no	no	*	*	jabs
JAL	*	*	*	no	yes	PC	R31	
JR								
JALR								

BSrc = Reg / Imm

RegDst = rt / rd / R31

WBSrc = ALU / Mem / PC

PCSrc = pc+4 / br / rind / jabs

Hardwired Control Table

Opcode	ExtSel	BSrc	OpSel	MemW	RegW	WBSrc	RegDst	PCSrc
ALU	*	Reg	Func	no	yes	ALU	rd	pc+4
ALUi	sExt ₁₆	Imm	Op	no	yes	ALU	rt	pc+4
ALUiu	uExt ₁₆	Imm	Op	no	yes	ALU	rt	pc+4
LW	sExt ₁₆	Imm	+	no	yes	Mem	rt	pc+4
SW	sExt ₁₆	Imm	+	yes	no	*	*	pc+4
BEQZ _{z=0}	sExt ₁₆	*	0?	no	no	*	*	br
BEQZ _{z=1}	sExt ₁₆	*	0?	no	no	*	*	pc+4
J	*	*	*	no	no	*	*	jabs
JAL	*	*	*	no	yes	PC	R31	jabs
JR								
JALR								

BSrc = Reg / Imm

RegDst = rt / rd / R31

WBSrc = ALU / Mem / PC

PCSrc = pc+4 / br / rind / jabs

Hardwired Control Table

Opcode	ExtSel	BSrc	OpSel	MemW	RegW	WBSrc	RegDst	PCSrc
ALU	*	Reg	Func	no	yes	ALU	rd	pc+4
ALUi	sExt ₁₆	Imm	Op	no	yes	ALU	rt	pc+4
ALUiu	uExt ₁₆	Imm	Op	no	yes	ALU	rt	pc+4
LW	sExt ₁₆	Imm	+	no	yes	Mem	rt	pc+4
SW	sExt ₁₆	Imm	+	yes	no	*	*	pc+4
BEQZ _{z=0}	sExt ₁₆	*	0?	no	no	*	*	br
BEQZ _{z=1}	sExt ₁₆	*	0?	no	no	*	*	pc+4
J	*	*	*	no	no	*	*	jabs
JAL	*	*	*	no	yes	PC	R31	jabs
JR	*	*	*					
JALR								

BSrc = Reg / Imm

RegDst = rt / rd / R31

WBSrc = ALU / Mem / PC

PCSrc = pc+4 / br / rind / jabs

Hardwired Control Table

Opcode	ExtSel	BSrc	OpSel	MemW	RegW	WBSrc	RegDst	PCSrc
ALU	*	Reg	Func	no	yes	ALU	rd	pc+4
ALUi	sExt ₁₆	Imm	Op	no	yes	ALU	rt	pc+4
ALUiu	uExt ₁₆	Imm	Op	no	yes	ALU	rt	pc+4
LW	sExt ₁₆	Imm	+	no	yes	Mem	rt	pc+4
SW	sExt ₁₆	Imm	+	yes	no	*	*	pc+4
BEQZ _{z=0}	sExt ₁₆	*	0?	no	no	*	*	br
BEQZ _{z=1}	sExt ₁₆	*	0?	no	no	*	*	pc+4
J	*	*	*	no	no	*	*	jabs
JAL	*	*	*	no	yes	PC	R31	jabs
JR	*	*	*	no	no	*	*	
JALR								

BSrc = Reg / Imm

RegDst = rt / rd / R31

WBSrc = ALU / Mem / PC

PCSrc = pc+4 / br / rind / jabs

Hardwired Control Table

Opcode	ExtSel	BSrc	OpSel	MemW	RegW	WBSrc	RegDst	PCSrc
ALU	*	Reg	Func	no	yes	ALU	rd	pc+4
ALUi	sExt ₁₆	Imm	Op	no	yes	ALU	rt	pc+4
ALUiu	uExt ₁₆	Imm	Op	no	yes	ALU	rt	pc+4
LW	sExt ₁₆	Imm	+	no	yes	Mem	rt	pc+4
SW	sExt ₁₆	Imm	+	yes	no	*	*	pc+4
BEQZ _{z=0}	sExt ₁₆	*	0?	no	no	*	*	br
BEQZ _{z=1}	sExt ₁₆	*	0?	no	no	*	*	pc+4
J	*	*	*	no	no	*	*	jabs
JAL	*	*	*	no	yes	PC	R31	jabs
JR	*	*	*	no	no	*	*	rind
JALR								

BSrc = Reg / Imm

RegDst = rt / rd / R31

WBSrc = ALU / Mem / PC

PCSrc = pc+4 / br / rind / jabs

Hardwired Control Table

Opcode	ExtSel	BSrc	OpSel	MemW	RegW	WBSrc	RegDst	PCSrc
ALU	*	Reg	Func	no	yes	ALU	rd	pc+4
ALUi	sExt ₁₆	Imm	Op	no	yes	ALU	rt	pc+4
ALUiu	uExt ₁₆	Imm	Op	no	yes	ALU	rt	pc+4
LW	sExt ₁₆	Imm	+	no	yes	Mem	rt	pc+4
SW	sExt ₁₆	Imm	+	yes	no	*	*	pc+4
BEQZ _{z=0}	sExt ₁₆	*	0?	no	no	*	*	br
BEQZ _{z=1}	sExt ₁₆	*	0?	no	no	*	*	pc+4
J	*	*	*	no	no	*	*	jabs
JAL	*	*	*	no	yes	PC	R31	jabs
JR	*	*	*	no	no	*	*	rind
JALR	*	*	*	no	yes	PC	R31	rind

BSrc = Reg / Imm

RegDst = rt / rd / R31

WBSrc = ALU / Mem / PC

PCSrc = pc+4 / br / rind / jabs

Single-Cycle Hardwired Control:

Harvard architecture

We will assume

- clock period is sufficiently long for all of the following steps to be “completed”:

1. instruction fetch
2. decode and register fetch
3. ALU operation
4. data fetch if required
5. register write-back setup time

$$\Rightarrow t_C > t_{IFetch} + t_{RFetch} + t_{ALU} + t_{DMem} + t_{RWB}$$

- At the rising edge of the following clock, the PC, the register file and the memory are updated

Princeton challenge

- What problem arises if instructions and data reside in the same memory?

Princeton challenge

- What problem arises if instructions and data reside in the same memory?

At least the instruction fetch and a Load (or Store) cannot be executed in the same cycle

Princeton challenge

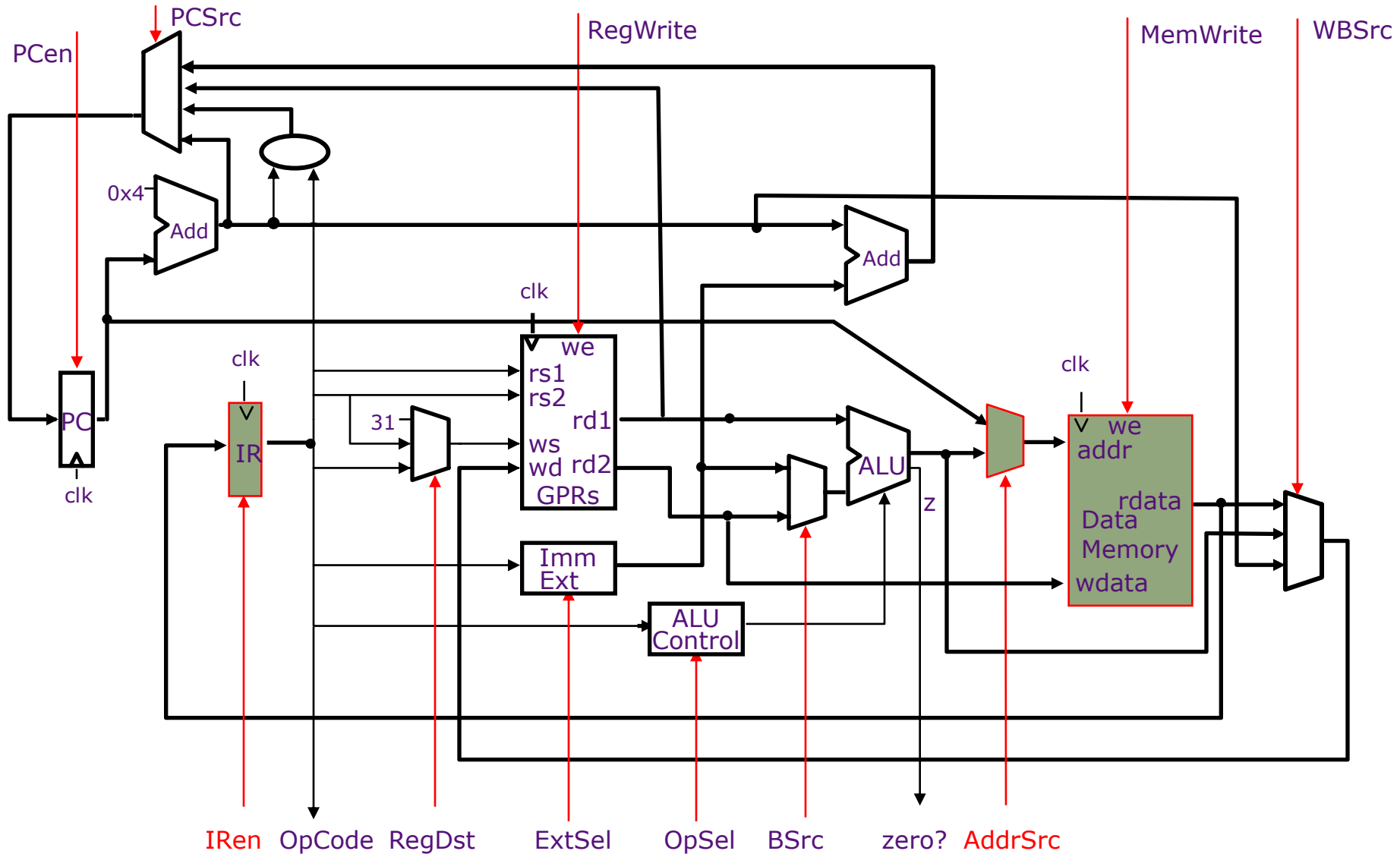
- What problem arises if instructions and data reside in the same memory?

At least the instruction fetch and a Load (or Store) cannot be executed in the same cycle

Structural hazard

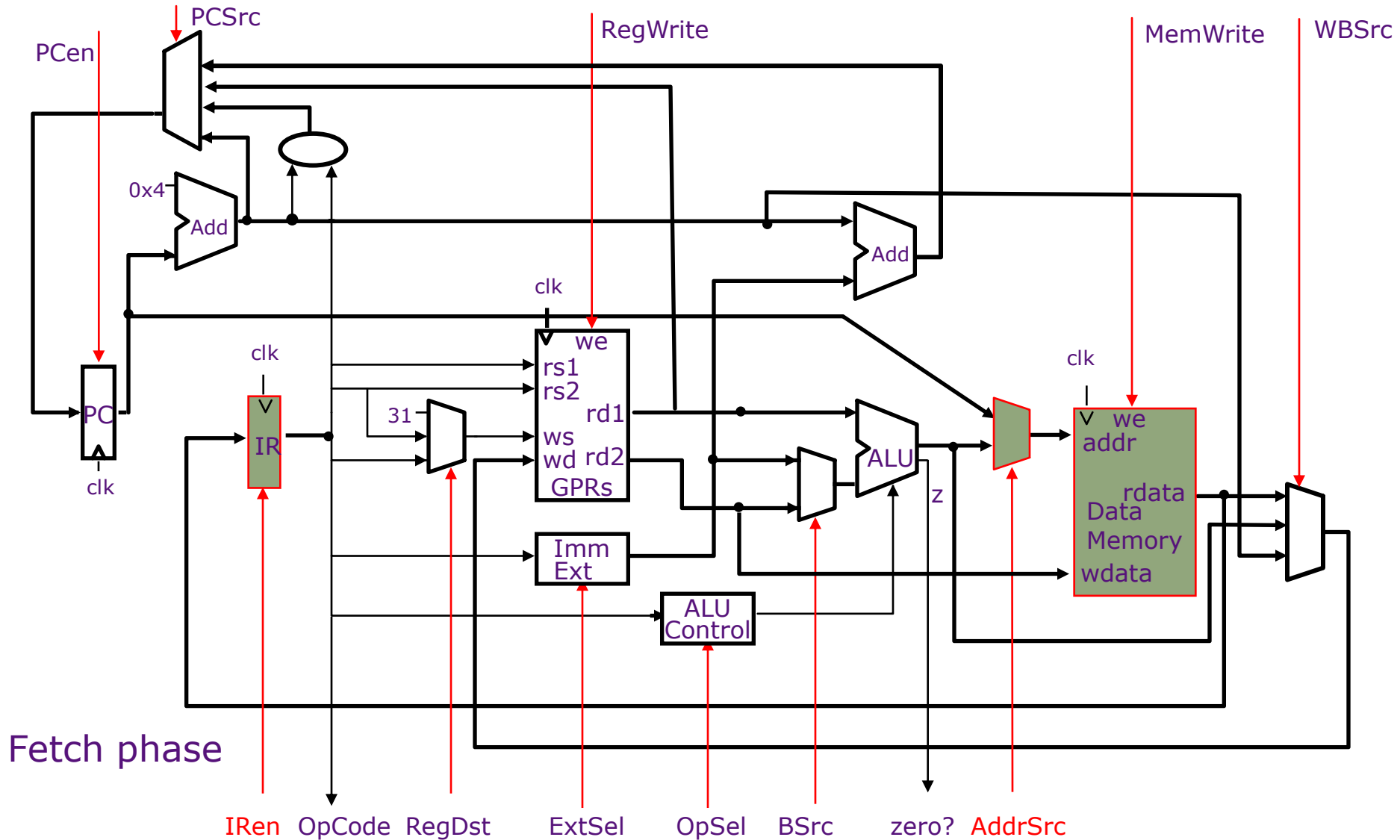
Princeton Microarchitecture

Datapath & Control



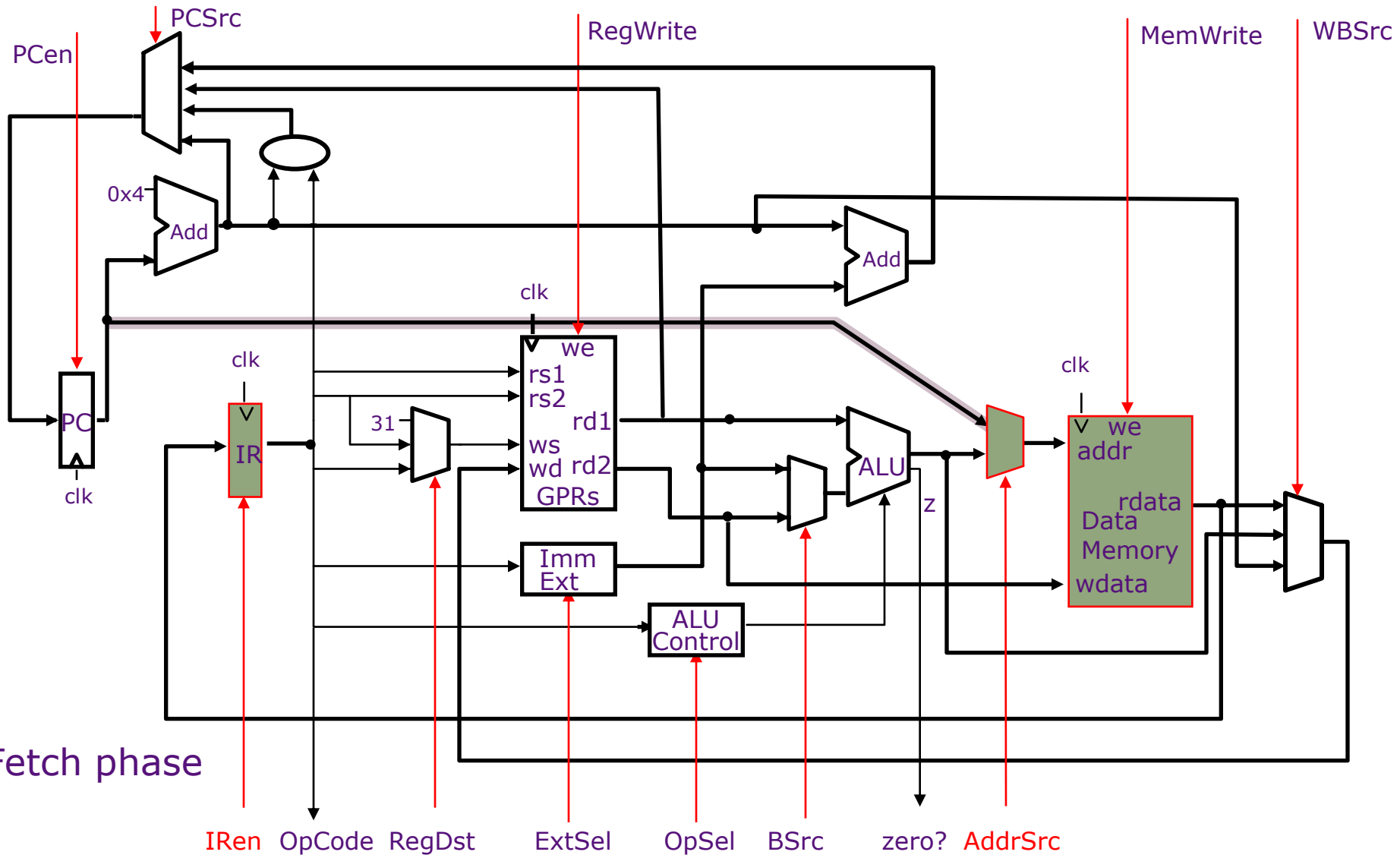
Princeton Microarchitecture

Datapath & Control



Princeton Microarchitecture

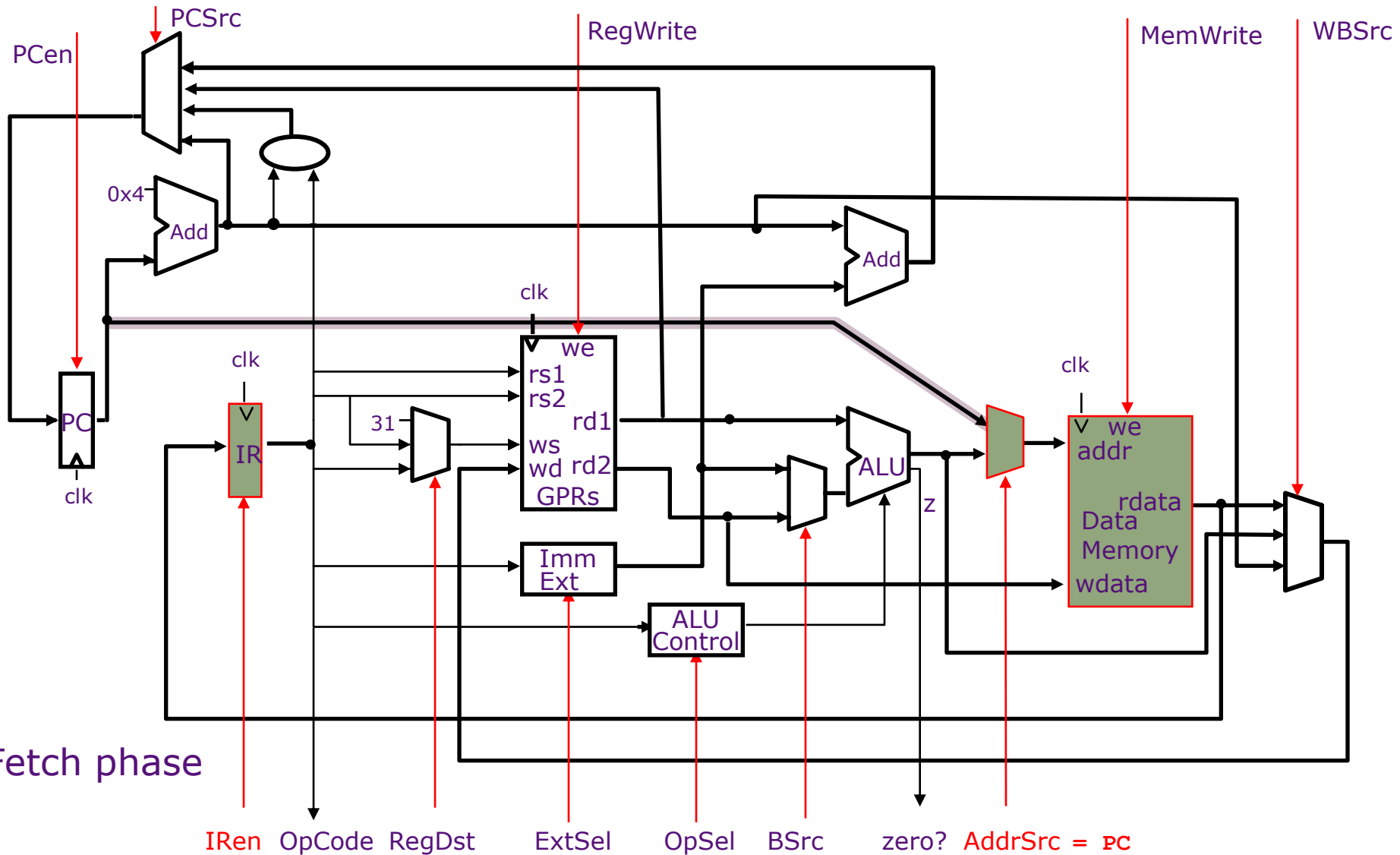
Datapath & Control



Fetch phase

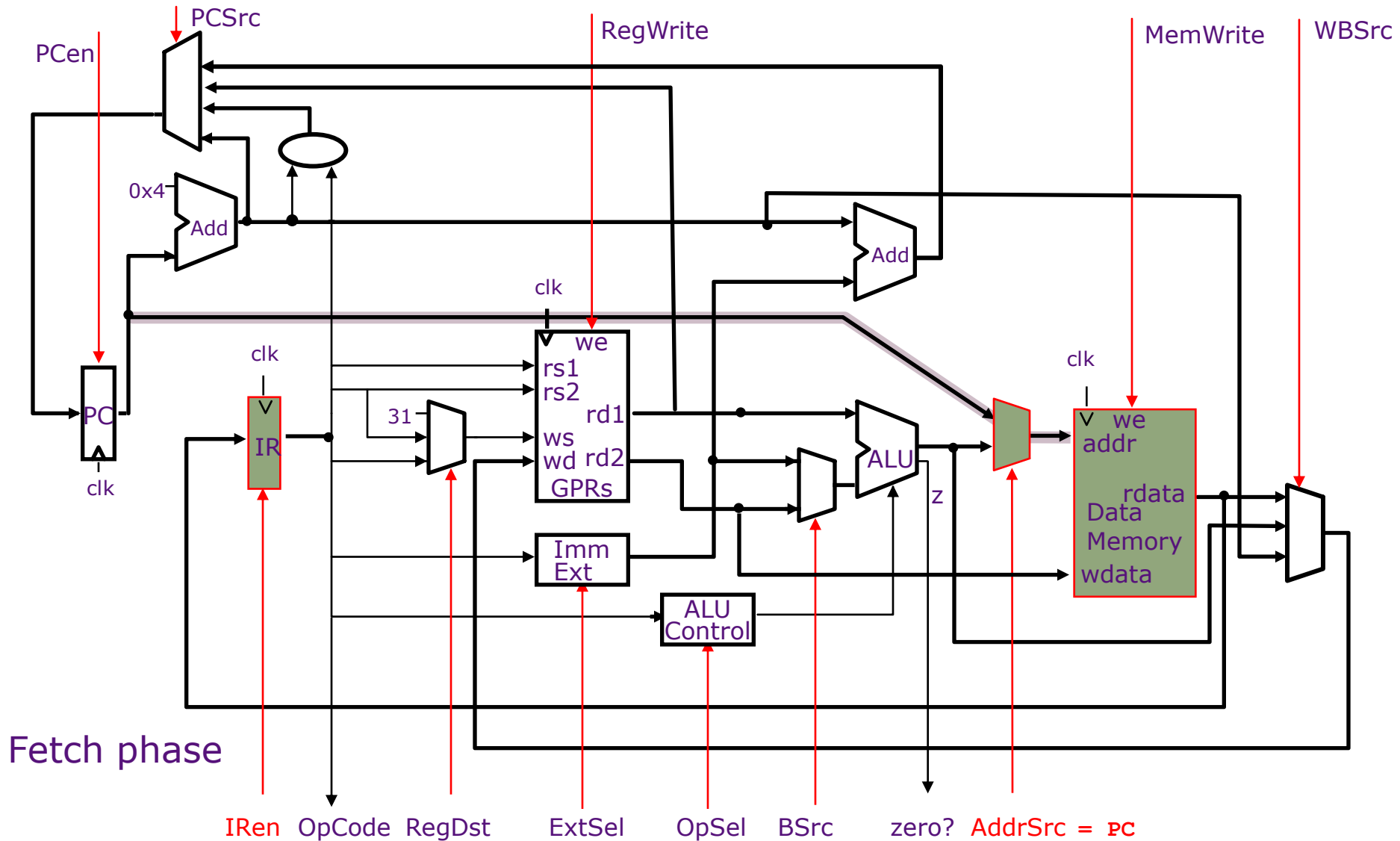
Princeton Microarchitecture

Datapath & Control



Princeton Microarchitecture

Datapath & Control

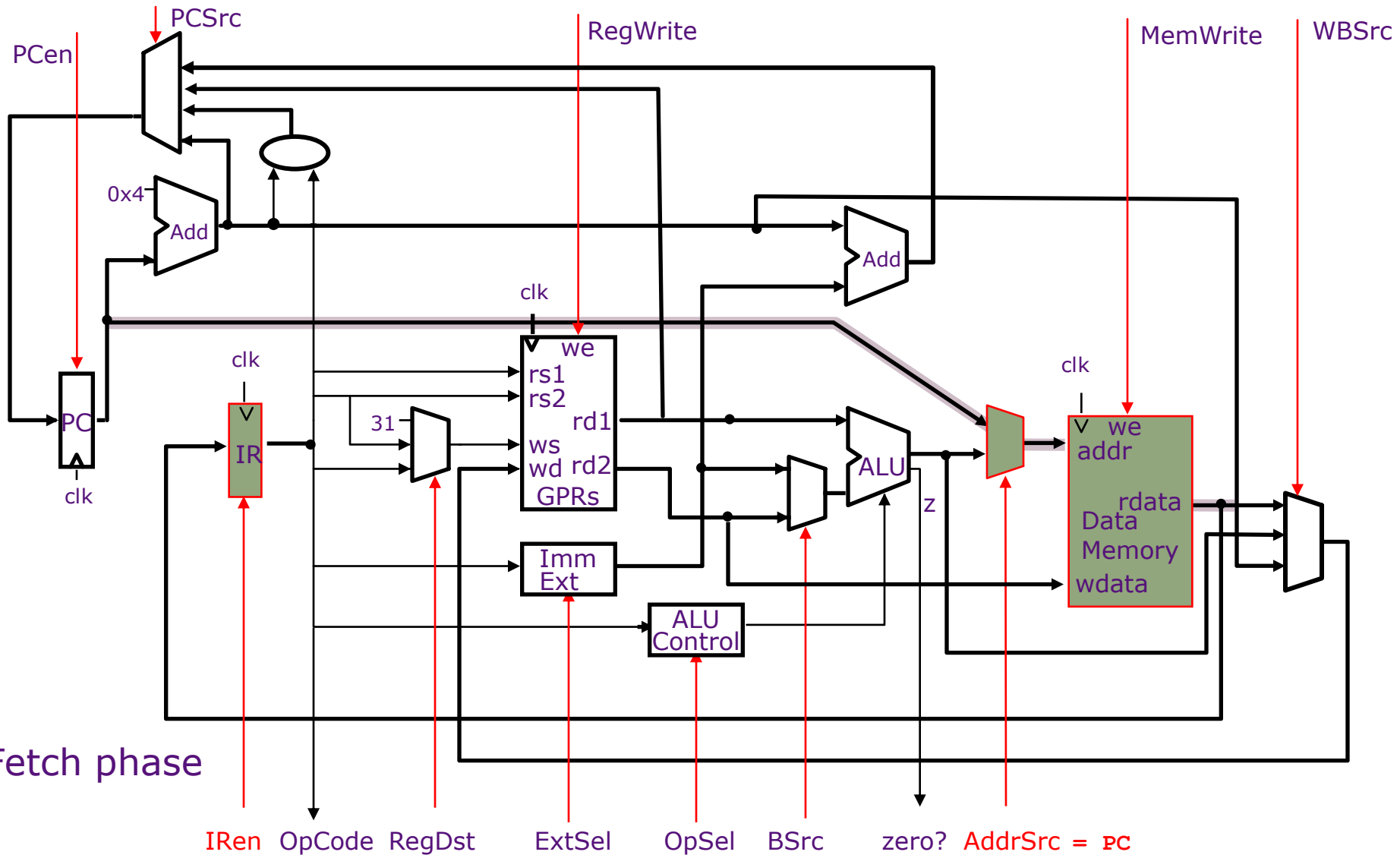


Fetch phase

Iren OpCode RegDst ExtSel OpSel BSrc zero? AddrSrc = PC

Princeton Microarchitecture

Datapath & Control

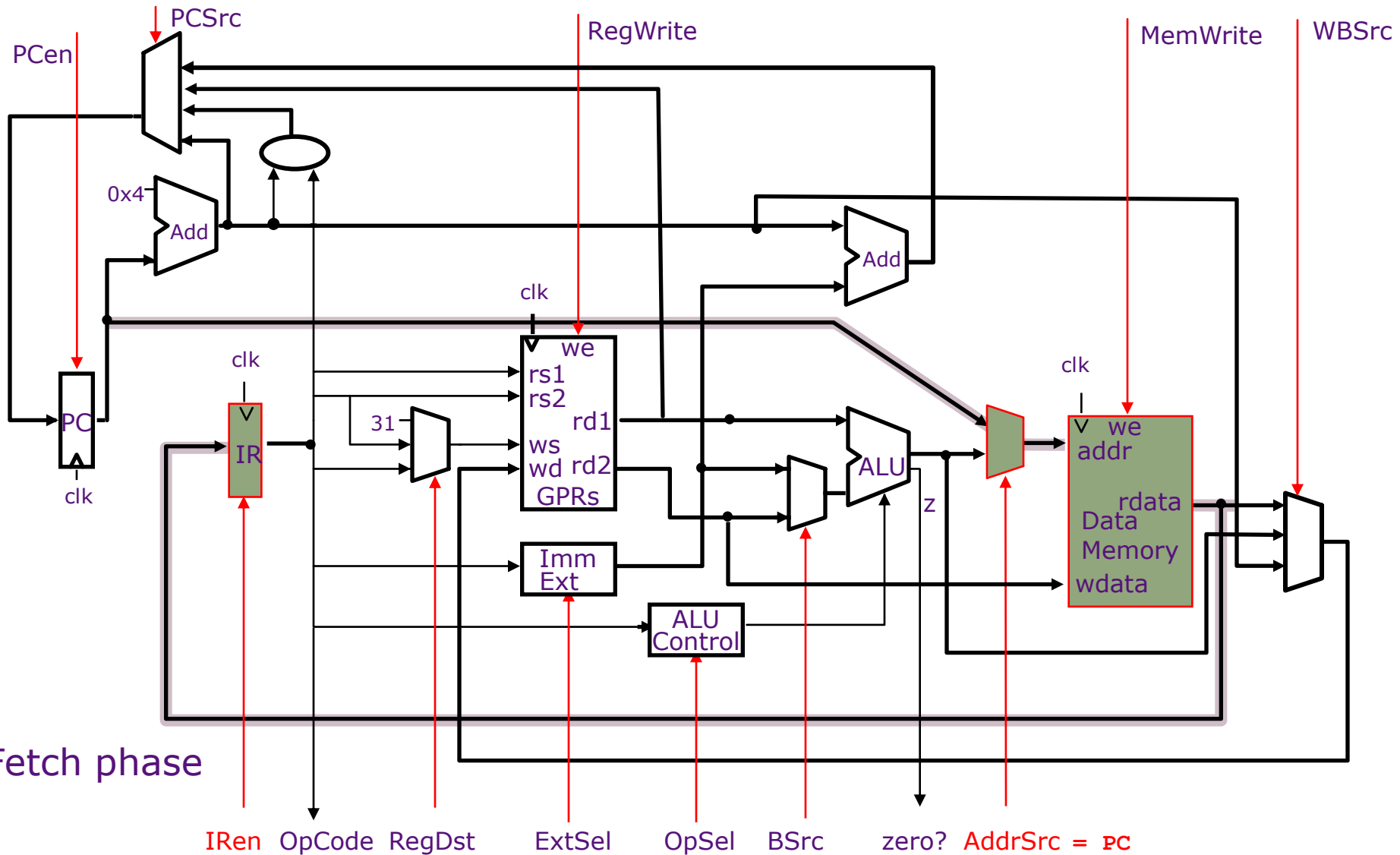


Fetch phase

Iren OpCode RegDst ExtSel OpSel BSrc zero? AddrSrc = PC

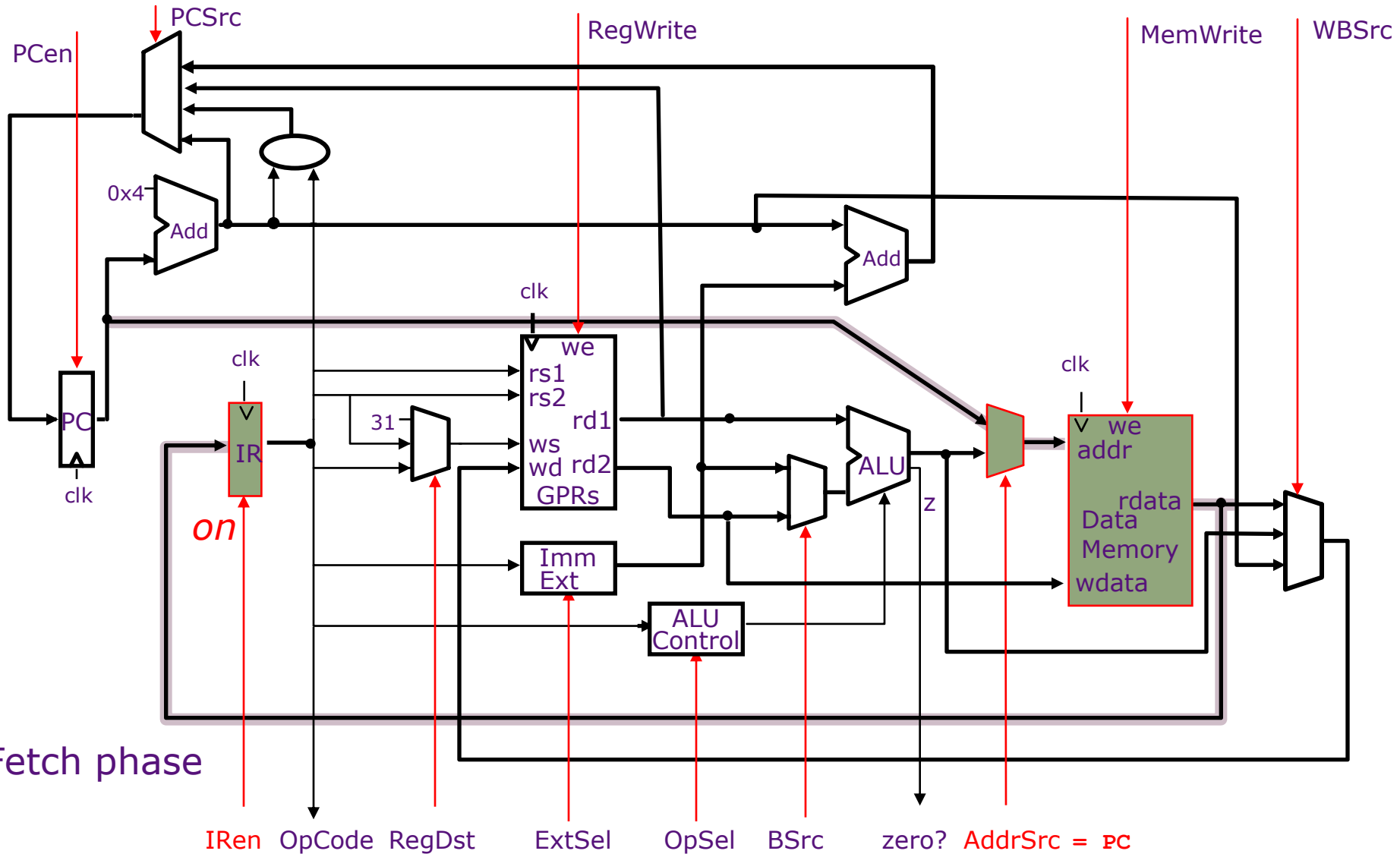
Princeton Microarchitecture

Datapath & Control



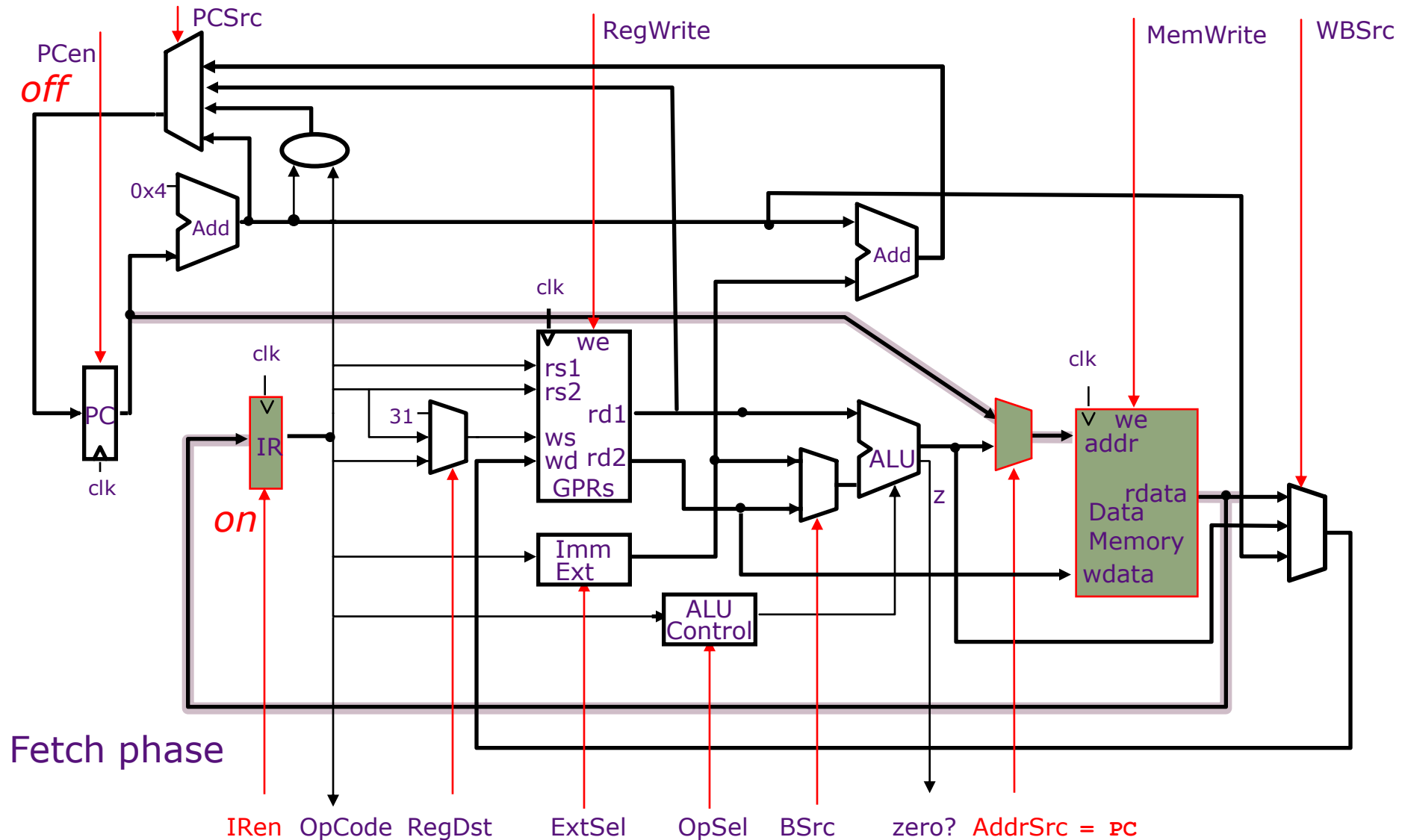
Princeton Microarchitecture

Datapath & Control



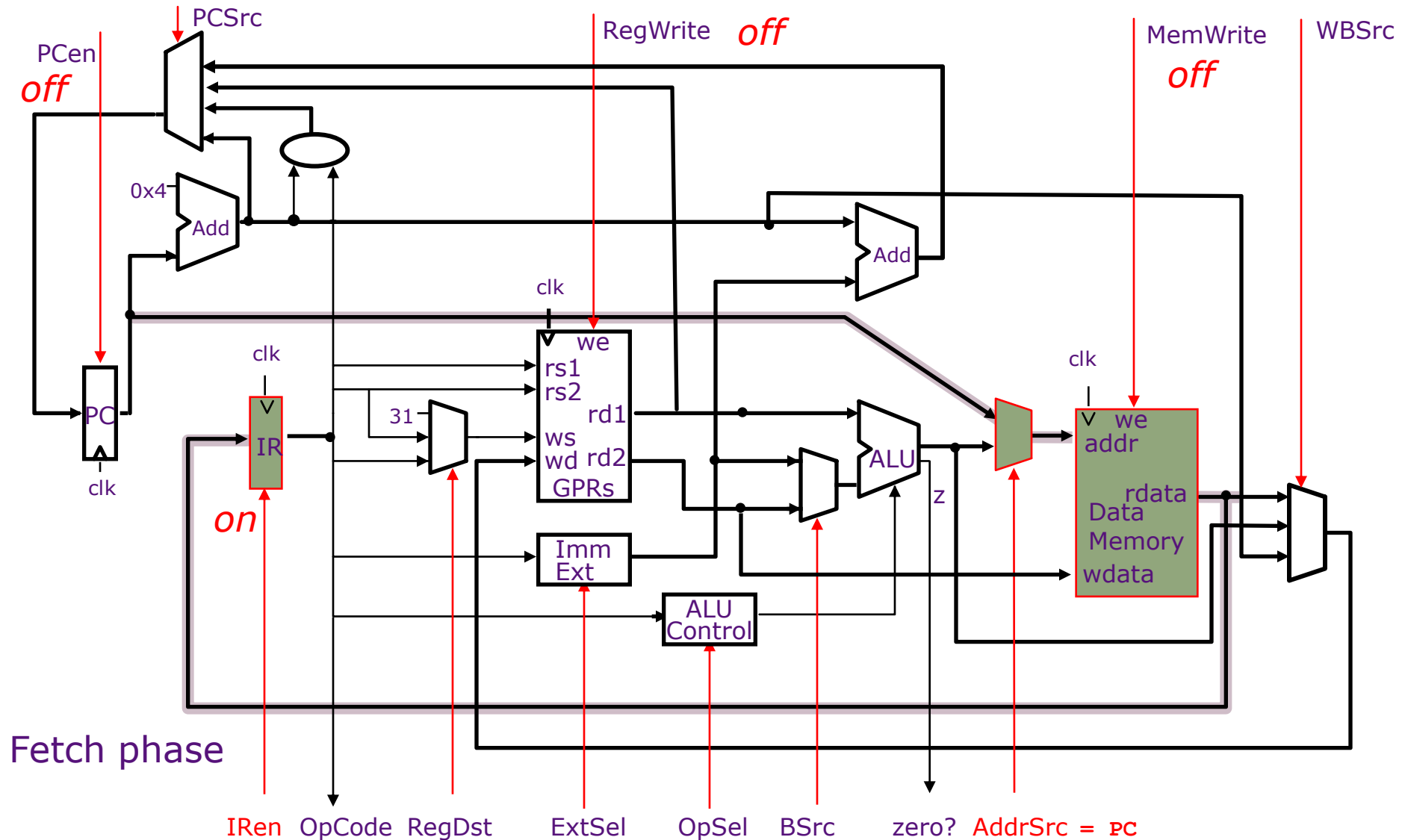
Princeton Microarchitecture

Datapath & Control



Princeton Microarchitecture

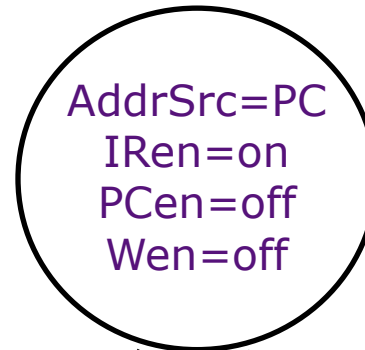
Datapath & Control



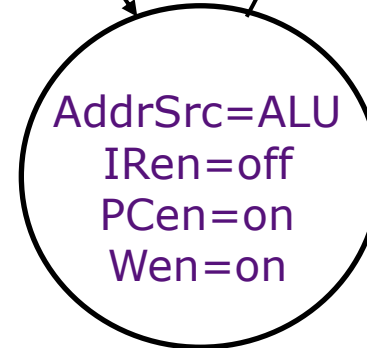
Two-State Controller:

Princeton Architecture

fetch phase



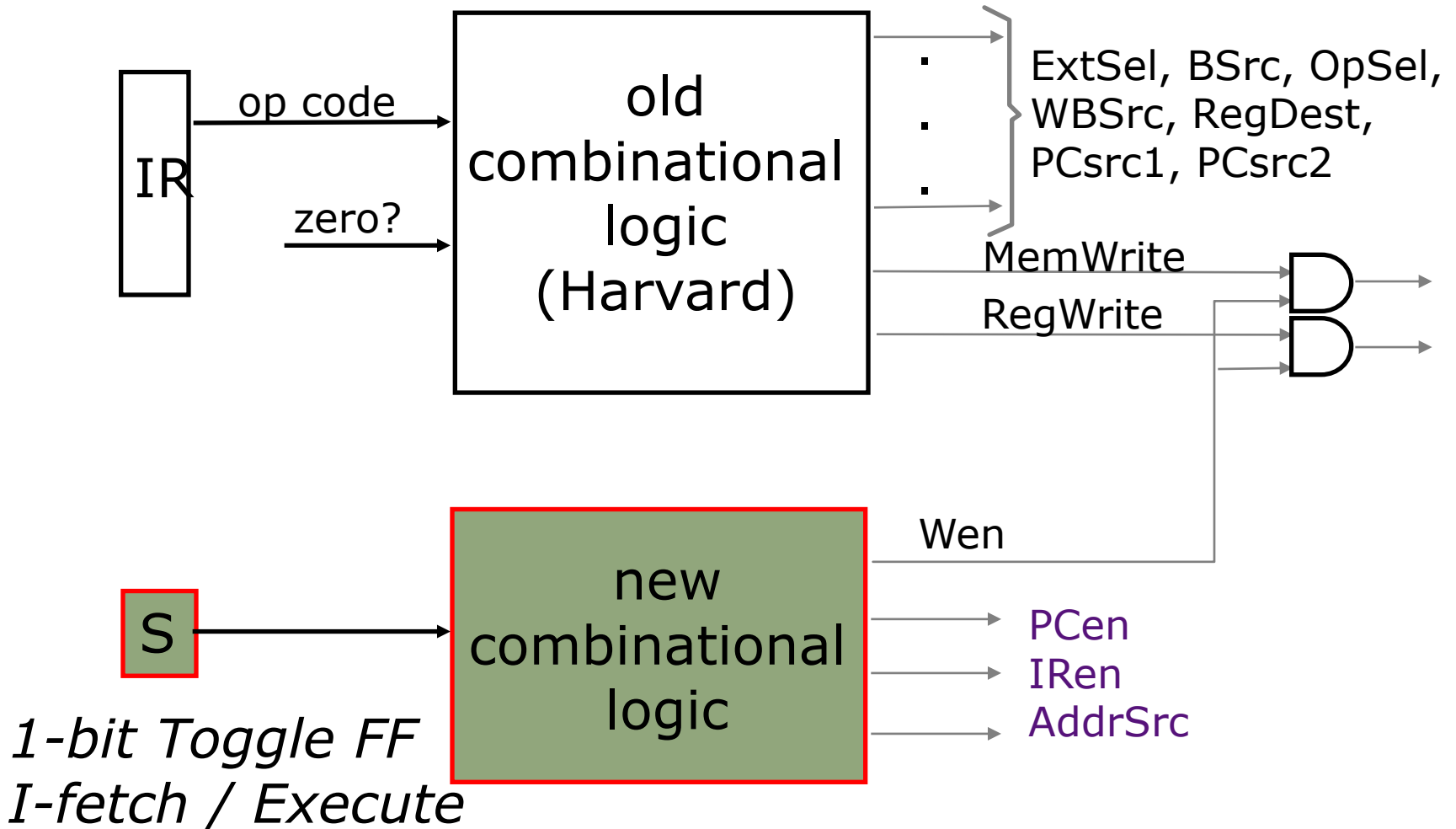
execute phase



A flipflop can be used to remember the phase

Hardwired Controller:

Princeton Architecture



Clock Period

$$t_{\text{C-Princeton}} > \max \{t_M, t_{\text{RF}} + t_{\text{ALU}} + t_M + t_{\text{WB}}\}$$

$$t_{\text{C-Princeton}} > t_{\text{RF}} + t_{\text{ALU}} + t_M + t_{\text{WB}}$$

while in the hardwired Harvard architecture

$$t_{\text{C-Harvard}} > t_M + t_{\text{RF}} + t_{\text{ALU}} + t_M + t_{\text{WB}}$$

which will execute instructions faster?

Clock Rate vs CPI

Suppose $t_M \gg t_{RF} + t_{ALU} + t_{WB}$

$$t_{C\text{-Princeton}} = 0.5 * t_{C\text{-Harvard}}$$

$$CPI_{\text{Princeton}} = 2$$

$$CPI_{\text{Harvard}} = 1$$

No difference in performance!

Is it possible to design a controller for the Princeton architecture with $CPI < 2$?

Stay tuned!

CPI = Clock cycles Per Instruction